

FILED
OCT 08 2020
State Auditor & Inspector

COUNTY
2020-2021
ESTIMATE OF NEEDS
AND FINANCIAL STATEMENT OF THE
FISCAL YEAR 2019-2020

BOARD OF COUNTY COMMISSIONERS OF
THE COUNTY OF CREEK
STATE OF OKLAHOMA

Two copies of this Financial Statement and Estimate of Needs should be filed with the County Clerk not later than August 17 for all Counties. After approval by the Excise Board and the levies are made, both statements should be signed by the appropriate Board Members. One complete signed copy must be sent to the State Auditor and Inspector, 2300 N. Lincoln Blvd., State Capitol, Room 100, Oklahoma City, OK 73105. If publication may not be had by date required for filing, affidavit and proof of publication are required to be attached within five days after date of filing.

THE 2020-2021 ESTIMATE OF NEEDS AND FINANCIAL
STATEMENT OF THE FISCAL YEAR 2019-2020

PREPARED BY Kerry John Patten, CPA
SUBMITTED TO THE CREEK COUNTY
EXCISE BOARD THIS 8 DAY OF September 2020

BOARD OF COUNTY COMMISSIONERS

Chairman		County Clerk	
Commissioner		Commissioner	
(Budget Board)			
Treasurer		Assessor	
	Court Clerk		

CREEK COUNTY
2020-2021
ESTIMATE OF NEEDS
AND FINANCIAL STATEMENT OF THE
FISCAL YEAR 2019-2020

INDEX

	Page
Letters and Certifications:	
Letter To Excise Board	1
Affidavit of Publication	2
Accountant's Letter	3
Certificate of Excise Board	Exhibit "Y" - Page 1
Exhibits:	
Exhibit "A" General Fund	Filed
Exhibit "B" Building Fund	Yes
Exhibit "C" Co-op Fund	No
Exhibit "D" Highway Fund	No
Exhibit "E" Health Fund	Yes
Exhibit "F" Emergency Medical Service Fund	Yes
Exhibit "G" Sinking Fund	Yes
Exhibit "H" Industrial Development Bond Fund	No
Exhibit "I" Special Revenue Funds	Yes
Exhibit "J" Capital Project Funds	No
Exhibit "K" Enterprise Funds	No
Exhibit "L" Internal Service Funds	No
Exhibit "Y" Certificate of Excise Board Estimate of Needs	Yes
Exhibit "Z" Publication Sheet	Yes

CREEK COUNTY
2020-2021
ESTIMATE OF NEEDS
AND FINANCIAL STATEMENT OF THE
FISCAL YEAR 2019-2020

CREEK COUNTY, STATE OF OKLAHOMA
STATE OF OKLAHOMA, COUNTY OF CREEK, ss:

To the County Excise Board of said County and State, Greeting:-


Pursuant to the requirements of 68 O.S. 1991 Section 3002, we submit herewith for your consideration, the within statement of the fiscal condition of the County of Creek, State of Oklahoma, for the fiscal year beginning July 1, 2019 and ending June 30, 2020, together with an itemized statement of the estimated needs thereof for the fiscal year beginning July 1, 2020 and ending June 30, 2021. The same have been prepared in conformity to Statute, in relation to which be it further noted that:

1. We, the members of the Board of County Commissioners of said County and State, do hereby certify that the statements herein submitted show the true and correct conditions of the fiscal affairs of said County for the fiscal year ending June 30, 2020, that said statements comprise a "full and accurate statement of the assessments, receipts and expenditures of the preceding year, made out in detail under separate heads" as required by 19 O.S. 1991 Section 345; that said preparation was had at an official session of said Board, begun on the first Monday in July, 2020 pursuant to the provisions of 68 O.S. 1991 Section 3002.


2. And we further certify that the estimates of the several amounts necessary for current expenses for the fiscal year beginning July 1, 2020 and ending June 30, 2021 as shown under "Schedule 8" were prepared and filed with the Board of County Commissioners as of the first Monday in July 2020, that the same have been correctly entered, and that all estimates made are entered as certified by Department Heads for the respective purposes herein set out. We further certify that the sums requested for salaries of county officers and the deputies are calculated and based upon authority of salary statutes currently effective and applicable in this county.

3. We further certify that the estimated income from sources other than ad valorem tax, shown on "Schedule 4", may reasonably be expected to be collected as a revenue during the ensuing fiscal year, and is not in excess of the 90% of the amounts collected for the same sources during the fiscal year ending June 30, 2020.


Dated at the office of the County Clerk, at City Name, Oklahoma, this 8 day of September, 2020.



Chairman



County Clerk



Commissioner
(Budget Board)


Commissioner


Treasurer


Assessor


Court Clerk

Filed this 8 day of September, 2020 Secretary and Clerk of Excise Board, Creek County, Oklahoma 

KERRY JOHN PATTEN, C.P.A.

2101 N. Willow Ave.
Broken Arrow, OK 74012
Phone Number (918) 250-8838
FAX Number (918) 250-9853



Page 2

Independent Accountant's Compilation Report

Honorable Board of County Commissioners
Creek County, Oklahoma

Management is responsible for the 2019-20 financial statements as of and for the fiscal year ended June 30, 2020 and the 2020-2021 Estimate of Needs (SA&I Form 2631R97) and Publication Sheet (SA&I Form 2631R97, Exhibit "Z") for Creek County, included in the accompanying prescribed forms. We have performed a compilation engagement in accordance with Statements on Standards for Auditing and Review Services promulgated by the Accounting and Review Services Committee of the AICPA. We did not audit or review the financial statements, estimate of needs and publication sheet forms included in the accompanying prescribed form, nor were we required to perform any procedures to verify the accuracy or completeness of the information provided by management. Accordingly, we do not express an opinion, a conclusion, nor provide any form of assurance on the financial statements, estimate of need and publication sheet included in the prescribed form.

The financial statements, estimate of needs and publication sheet included in the accompanying prescribed forms are presented in accordance with the requirements of the Office of the Oklahoma State Auditor and Inspector per 68 OS § 3003.B as promulgated by OS 68 § 3009-3011 and are not intended to be a complete presentation of the assets and liabilities of County.

This report is intended solely for the information and use of management of Creek County, Oklahoma, Creek County Excise Board, and for filing with the State Auditor and Inspector and is not intended to be and should not be used by anyone other than these specified parties.

Kerry John Patten, CPA

AFFIDAVIT OF PUBLICATION

STATE OF OKLAHOMA, COUNTY OF CREEK

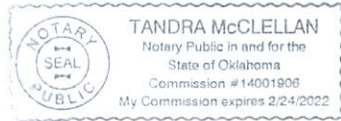
Personally appeared before me, the undersigned Notary Public, Jennifer Montazav, County Clerk of the County and State aforesaid, who being first duly sworn according to law, deposes and says: That he/she complied with the law by having the financial statement for the fiscal year ending June 30, 2020, and the estimated needs and the estimated income from sources other than ad valorem taxes, for the fiscal year beginning July 1, 2020 and ending June 30, 2021 published in one issue of the Publication Name a legally-qualified newspaper published - of general circulation, in said county (strike inapplicable phrase) a copy of which together with proof of publication is herewith attached marked Exhibit "Z" and made a part of hereof.

[Signature]
County Clerk

Subscribed and sworn to before me this 8 day of September, 2020.

[Signature]
Notary Public

Feb 24, 2022
My Commission Expires



PUBLICATION SHEET - CREEK COUNTY, OKLAHOMA
FINANCIAL STATEMENT OF THE VARIOUS FUNDS FOR THE FISCAL YEAR ENDING JUNE 30, 2020, AND ESTIMATE OF NEEDS
FOR THE FISCAL YEAR ENDING JUNE 30, 2021, OF THE GOVERNING BOARD OF
CREEK COUNTY, OKLAHOMA

ACCOUNT	GENERAL FUND		POLICE FUND		COURT FUND		REALTY FUND	
	Detail	Total	Detail	Total	Detail	Total	Detail	Total
ASSETS								
Cash Balance June 30, 2020		\$ 3,572,912.45		\$ -		\$ -		\$ 1,848,275.33
Receivables		\$ -		\$ -		\$ -		\$ -
TOTAL ASSETS		\$ 3,572,912.45		\$ -		\$ -		\$ 1,848,275.33
LIABILITIES AND RESERVES								
Payables to Various Agencies		\$ 187,517.41		\$ -		\$ -		\$ 148,227.15
Reserve for Interest on Bonds		\$ -		\$ -		\$ -		\$ -
Reserve from Schedule B		\$ 269,915.70		\$ -		\$ -		\$ 269,915.03
TOTAL LIABILITIES AND RESERVES		\$ 457,433.11		\$ -		\$ -		\$ 418,142.18
CASH FUND BALANCE ENDING JUNE 30, 2020		\$ 3,115,479.34		\$ -		\$ -		\$ 1,430,133.15

ACCOUNT	GENERAL FUND	POLICE FUND	COURT FUND	REALTY FUND
Salaries for Police Officers	\$ 5,578,074.90	\$ -	\$ -	\$ -
Salaries for Police Sergeants & Supervisors	\$ -	\$ -	\$ -	\$ -
Police Equipment	\$ 1,253,816.20	\$ -	\$ -	\$ -
TOTAL POLICE	\$ 6,831,891.10	\$ -	\$ -	\$ -
Cash Fund Balance	\$ 2,424,679.47	\$ -	\$ -	\$ 432,653.33
Estimated Miscellaneous Revenue	\$ 237,137.83	\$ -	\$ -	\$ -
TOTAL POLICE	\$ 9,493,688.40	\$ -	\$ -	\$ 432,653.33
Salaries for Police Officers	\$ 5,578,074.90	\$ -	\$ -	\$ -
TOTAL POLICE	\$ 9,493,688.40	\$ -	\$ -	\$ 432,653.33
ESTIMATED POLICE FUND BALANCE ENDING JUNE 30, 2021	\$ -	\$ -	\$ -	\$ 432,653.33

ACCOUNT	GENERAL FUND	POLICE FUND	COURT FUND	REALTY FUND
Cash Balance June 30, 2020	\$ -	\$ -	\$ -	\$ 1,848,275.33
Receivables	\$ -	\$ -	\$ -	\$ -
TOTAL REALTY	\$ -	\$ -	\$ -	\$ 1,848,275.33
ESTIMATED REALTY FUND BALANCE ENDING JUNE 30, 2021	\$ -	\$ -	\$ -	\$ 1,848,275.33

ACCOUNT	GENERAL FUND	POLICE FUND	COURT FUND	REALTY FUND
Cash Balance June 30, 2020	\$ -	\$ -	\$ -	\$ -
Receivables	\$ -	\$ -	\$ -	\$ -
TOTAL COURT	\$ -	\$ -	\$ -	\$ -
ESTIMATED COURT FUND BALANCE ENDING JUNE 30, 2021	\$ -	\$ -	\$ -	\$ -

CERTIFICATE - GOVERNING BOARD

STATE OF OKLAHOMA, COUNTY OF CREEK, ss.
We, the undersigned, being duly qualified Governing Officers of Creek County, Oklahoma, do hereby certify that a review of the foregoing copy of the financial statements, prepared as the same are provided by law to the Counties and pursuant to the provisions of Article 10, Section 10, of the Oklahoma Constitution, and the financial statements were prepared and filed in accordance with the provisions of Article 10, Section 10, of the Oklahoma Constitution, and the same are hereby certified to be correct and true.

Chairman of Board

Treasurer

Commissioner

Witnessed and sworn to before me on this 29th day of June 2021.

Notary Public

Proof of Publication

No. Published in the Sapulpa Herald
I, Darren Sumner, of lawful age, being duly sworn, upon oath deposes and says that I am the Publisher of the Sapulpa Herald, a Bi-Weekly newspaper printed in the City of Sapulpa, Creek County, Oklahoma, and of a bona fide paid general circulation therein, printed in the English language, and that the notice of publication, a copy of which is hereto attached, was published in said newspaper for 1 consecutive day-weeks, on the 13th day of September 2020, that said newspaper has been continuously and uninterrupted published in said weeks, consecutively, prior to the first publication of said notice of advertisement, as required by House Bill 99, (an Act amending Section 54, Oklahoma Statutes 1931) passed by the fifteenth Legislature and effective July 23, 1935, and thereafter. The advertisement above referred to is a true and printed copy. Said notice was published in the regular edition of said newspaper and not in a supplemental thereof.

Affiant further states that said newspaper meets all requirements of the laws of the State of Oklahoma with reference to legal publications.

Subscribed and sworn to before me by Darren Sumner, publisher of the Sapulpa Herald on this 13th day of September, 2020.


Darren Sumner
Publisher


Notary Public

My Commission Expires 4-26-2022

Publishers Fee



Publishers Fee \$459.36

Schedule 1, Current Balance Sheet - June 30, 2020		Amount
ASSETS:		
Cash Balance June 30, 2020	\$	2,539,912.45
Investments	\$	-
TOTAL ASSETS	\$	2,539,912.45
LIABILITIES AND RESERVES:		
Warrants Outstanding	\$	187,517.41
Reserve for Interest on Warrants	\$	-
Reserves From Schedule 8	\$	209,735.76
TOTAL LIABILITIES AND RESERVES	\$	397,253.17
CASH FUND BALANCE JUNE 30, 2020	\$	2,142,659.28
TOTAL LIABILITIES, RESERVES AND CASH FUND BALANCE	\$	2,539,912.45

Schedule 2, Revenue and Requirements - 2020-2021		
	Detail	Total
REVENUE:		
Cash Balance June 30, 2019	\$ 2,173,418.67	
Cash Fund Balance Transferred From Prior Years	\$ 234,454.23	
Current Ad Valorem Tax Apportioned	\$ 5,319,873.97	
Miscellaneous Revenue Apportioned	\$ 1,461,856.40	
TOTAL REVENUE		\$ 9,189,603.27
REQUIREMENTS:		
Claims Paid by Warrants Issued	\$ 6,837,208.23	
Reserves From Schedule 8	\$ 209,735.76	
Interest Paid on Warrants	\$ -	
Reserve for Interest on Warrants	\$ -	
TOTAL REQUIREMENTS		\$ 7,046,943.99
ADD: CASH FUND BALANCE AS PER BALANCE SHEET 6-30-2020		\$ 2,142,659.28
TOTAL REQUIREMENTS AND CASH FUND BALANCE		\$ 9,189,603.27

Schedule 3, Cash Fund Balance Analysis - June 30, 2020		Amount
ADDITIONS:		
Miscellaneous Revenue Collected in Excess of Estimates-Net	\$	898,856.40
Warrants Estopped, Cancelled or Converted	\$	294.34
Fiscal Year 2019-2020 Lapsed Appropriations	\$	964,048.44
Fiscal Year 2018-2019 Lapsed Appropriations	\$	36,384.61
Ad Valorem Tax Collections in Excess of Estimate	\$	223,882.12
Prior Years Ad Valorem Tax	\$	197,775.28
TOTAL ADDITIONS	\$	2,321,241.19
DEDUCTIONS:		
Supplemental Appropriations	\$	178,581.91
Current Tax in Process of Collection	\$	-
TOTAL DEDUCTIONS	\$	178,581.91
Cash Fund Balance as per Balance Sheet 6-30-2020	\$	2,142,659.28
Composition of Cash Fund Balance:		
Cash	\$	2,142,659.28
Cash Fund Balance as per Balance Sheet 6-30-2020	\$	2,142,659.28

GENERAL FUND ACCOUNTS COVERING THE PERIOD JULY 1, 2019, to JUNE 30, 2020
ESTIMATE OF NEEDS FOR 2020-2021

EXHIBIT "A"

Schedule 4, Miscellaneous Revenue		
SOURCE	2019-2020 ACCOUNT	
	AMOUNT	ACTUALLY
	ESTIMATED	COLLECTED
1000 CHARGES FOR SERVICES		
1111 County Clerk Fees	\$ 257,500.00	\$ 315,484.43
1112 Sheriff Fees	\$ -	\$ -
1113 County Treasurer Fees	\$ 6,500.00	\$ 5,891.93
1114 Court Clerk Costs and Fees	\$ -	\$ -
1115 District Attorney Fees	\$ -	\$ -
1116 County Engineer Fees (Ref. Planning Commission)	\$ -	\$ -
1117 County Health Fees	\$ -	\$ -
1118 Other- Local reimbursements to Election Board	\$ -	\$ 6,606.07
1119 Other-	\$ -	\$ -
1120 Other-	\$ -	\$ -
Total Charges For Services	\$ 264,000.00	\$ 327,982.43
INTERGOVERNMENTAL REVENUES		
2000 INTERGOVERNMENTAL REVENUES - LOCAL SOURCES:		
2111 Court Fund Fees	\$ -	\$ -
2112 Housing Authority Payments in Lieu of Tax Revenue	\$ -	\$ 17,754.15
2113 Revaluation of Real Property Reimbursements	\$ 100,000.00	\$ 304,884.01
2114 Visual Inspection	\$ -	\$ -
2115 M & M Lien Fees	\$ -	\$ -
2116 Assignment Fees	\$ -	\$ -
2117 School Deputy Reimbursement	\$ -	\$ -
2118 O.S.U Extension Reimbursement	\$ -	\$ -
2119 County Library Fines	\$ -	\$ -
2120 Public Health Contributions	\$ -	\$ -
2121 Highway Budget Account Miscellaneous	\$ -	\$ -
2122 Other - Cable Franchise	\$ -	\$ 98,042.28
2123 Other -	\$ -	\$ -
2124 Other -	\$ -	\$ -
Total - Local Sources	\$ 100,000.00	\$ 420,680.44
3000 INTERGOVERNMENTAL REVENUES - STATE SOURCES:		
3111 County Sales Tax - OTC	\$ -	\$ -
3112 Motor Vehicle Collections for Counties - OTC Code 0815	\$ 96,000.00	\$ 105,144.05
3113 Boat & Motor License - OTC Code 6415	\$ -	\$ -
3114 Vehicle Registration (Title Fees) - OTC Code 6815	\$ -	\$ -
3115 Aircraft License and Registration - OTC Code 6615	\$ -	\$ -
3116 Motor Vehicle Stamps - OTC	\$ 18,000.00	\$ 19,604.14
3117 Other - OTC - Tobacco Tax	\$ -	\$ 54,070.44
3118 Other - OTC	\$ -	\$ -
3119 Other - OTC	\$ -	\$ -
Sub-Total - OTC	\$ 114,000.00	\$ 178,818.63
3211 Fish and Game Fines	\$ -	\$ 1,098.16
3212 State Election Reimbursement	\$ 45,000.00	\$ 63,855.74
3213 State Payments in Lieu of Tax Revenue	\$ -	\$ -
3214 Homestead Exemption Reimbursement	\$ -	\$ -
3215 Additional Homestead Exemption Reimbursement	\$ -	\$ -
3216 Transportation of Juveniles	\$ -	\$ -
3217 Documentary Stamps	\$ -	\$ -
3218 Farm Implement Tax Stamps	\$ -	\$ -
3219 State Grants	\$ -	\$ -

Continued on page 2b

Tuesday, September 01, 2020

GENERAL FUND ACCOUNTS COVERING THE PERIOD JULY 1, 2019, to JUNE 30, 2020
ESTIMATE OF NEEDS FOR 2020-2021

2019-2020 ACCOUNT OVER (UNDER)	BASIS AND LIMIT OF ENSUING ESTIMATE	2020-2021 ACCOUNT		
		CHARGEABLE INCOME	ESTIMATED BY GOVERNING BOARD	APPROVED BY EXCISE BOARD
\$ 57,984.43	89.70%	\$ -	\$ 283,000.00	\$ 283,000.00
\$ -	90.00%	\$ -	\$ -	\$ -
\$ (608.07)	89.95%	\$ -	\$ 5,300.00	\$ 5,300.00
\$ -	90.00%	\$ -	\$ -	\$ -
\$ -	90.00%	\$ -	\$ -	\$ -
\$ -	90.00%	\$ -	\$ -	\$ -
\$ 6,606.07	0.00%	\$ -	\$ -	\$ -
\$ -	90.00%	\$ -	\$ -	\$ -
\$ -	90.00%	\$ -	\$ -	\$ -
\$ 63,982.43		\$ -	\$ 288,300.00	\$ 288,300.00
\$ -	90.00%	\$ -	\$ -	\$ -
\$ 17,754.15	0.00%	\$ -	\$ -	\$ -
\$ 204,884.01	32.80%	\$ -	\$ 100,000.00	\$ 100,000.00
\$ -	90.00%	\$ -	\$ -	\$ -
\$ -	90.00%	\$ -	\$ -	\$ -
\$ -	90.00%	\$ -	\$ -	\$ -
\$ -	90.00%	\$ -	\$ -	\$ -
\$ -	90.00%	\$ -	\$ -	\$ -
\$ -	90.00%	\$ -	\$ -	\$ -
\$ -	90.00%	\$ -	\$ -	\$ -
\$ -	90.00%	\$ -	\$ -	\$ -
\$ 98,042.28	0.00%	\$ -	\$ -	\$ -
\$ -	90.00%	\$ -	\$ -	\$ -
\$ -	90.00%	\$ -	\$ -	\$ -
\$ 320,680.44		\$ -	\$ 100,000.00	\$ 100,000.00
\$ -	90.00%	\$ -	\$ -	\$ -
\$ 9,144.05	89.88%	\$ -	\$ 94,500.00	\$ 94,500.00
\$ -	90.00%	\$ -	\$ -	\$ -
\$ -	90.00%	\$ -	\$ -	\$ -
\$ -	90.00%	\$ -	\$ -	\$ -
\$ 1,604.14	89.27%	\$ -	\$ 17,500.00	\$ 17,500.00
\$ 54,070.44	0.00%	\$ -	\$ -	\$ -
\$ -	90.00%	\$ -	\$ -	\$ -
\$ -	90.00%	\$ -	\$ -	\$ -
\$ 64,818.63		\$ -	\$ 112,000.00	\$ 112,000.00
\$ 1,098.16	0.00%	\$ -	\$ -	\$ -
\$ 18,855.74	83.78%	\$ -	\$ 53,500.00	\$ 53,500.00
\$ -	90.00%	\$ -	\$ -	\$ -
\$ -	90.00%	\$ -	\$ -	\$ -
\$ -	90.00%	\$ -	\$ -	\$ -
\$ -	90.00%	\$ -	\$ -	\$ -
\$ -	90.00%	\$ -	\$ -	\$ -
\$ -	90.00%	\$ -	\$ -	\$ -
\$ -	90.00%	\$ -	\$ -	\$ -
\$ -	90.00%	\$ -	\$ -	\$ -

EXHIBIT "A"

Schedule 4, Miscellaneous Revenue		
SOURCE	2019-2020 ACCOUNT	
	AMOUNT	ACTUALLY
	ESTIMATED	COLLECTED
Continued from page 2a		
3220 District Attorney Reimbursement - State	\$ -	\$ -
3221 Civil Defense Reimbursement	\$ -	\$ -
3222 Emergency Management Reimbursement	\$ -	\$ -
3223 Food Stamp Reimbursement	\$ -	\$ -
3224 Tick Eradication Reimbursement	\$ -	\$ -
3225 Welfare Agencies Miscellaneous	\$ -	\$ -
3226 Other - State Land Reimbursement	\$ -	\$ 6.35
3227 Other -	\$ -	\$ -
3228 Other -	\$ -	\$ -
Total State Sources	\$ 159,000.00	\$ 243,778.88
4000 INTERGOVERNMENTAL REVENUES - FEDERAL SOURCES:		
4111 Flood Control	\$ -	\$ 5,092.14
4112 Federal Grants	\$ -	\$ -
4113 Federal Payments in Lieu of Tax Revenues	\$ -	\$ -
4114 Bureau of Land Management	\$ -	\$ -
4115 District Attorney Reimbursement - Federal	\$ -	\$ -
4116 J.T.P.A. Salary Reimbursement	\$ -	\$ -
4117 Other - PILT - Forestry Reserve	\$ -	\$ 69,174.00
4118 Other -	\$ -	\$ -
4119 Other -	\$ -	\$ -
Total Federal Sources	\$ -	\$ 74,266.14
Grand Total Intergovernmental Revenues	\$ 259,000.00	\$ 738,725.46
5000 MISCELLANEOUS REVENUE:		
5111 Interest on Investments	\$ 40,000.00	\$ 220,968.00
5112 Rental or Lease of County Property	\$ -	\$ -
5113 Sale of County Property	\$ -	\$ -
5114 Royalty	\$ -	\$ 1,444.88
5115 Individual Redemption	\$ -	\$ -
5116 Insurance Recoveries	\$ -	\$ -
5117 Insurance Reimbursements	\$ -	\$ 159,431.39
5118 Public Finance Authority Reimbursement	\$ -	\$ -
5119 Rural Fire Runs	\$ -	\$ -
5120 Copies	\$ -	\$ 191.00
5121 Return Check Charges	\$ -	\$ -
5122 Mowing & Trash Reimbursement	\$ -	\$ -
5123 Utility Reimbursements	\$ -	\$ 19,460.20
5124 Resale Property Fund Distribution	\$ -	\$ -
5125 Estry - Sales	\$ -	\$ -
5126 Vending Machine Commissions	\$ -	\$ -
5127 Other Concessions	\$ -	\$ -
5128 Indian Deputy Salary Reimbursement	\$ -	\$ -
5129 Other - Miscellaneous	\$ -	\$ 944.74
5130 Other - Planning and Zoning	\$ -	\$ 342.30
5131 Other -	\$ -	\$ -
Total Miscellaneous Revenue	\$ 40,000.00	\$ 402,782.51
6000 NON-REVENUE RECEIPTS:		
6111 Transfer Out to Other Funds	\$ -	\$ (7,634.00)
Grand Total General Fund	\$ 563,000.00	\$ 1,461,856.40

GENERAL FUND ACCOUNTS COVERING THE PERIOD JULY 1, 2019, to JUNE 30, 2020
ESTIMATE OF NEEDS FOR 2020-2021

2019-2020 ACCOUNT OVER (UNDER)	BASIS AND LIMIT OF ENSUING ESTIMATE	2020-2021 ACCOUNT		
		CHARGEABLE INCOME	ESTIMATED BY GOVERNING BOARD	APPROVED BY EXCISE BOARD
\$ -	90.00%	\$ -	\$ -	\$ -
\$ -	90.00%	\$ -	\$ -	\$ -
\$ -	90.00%	\$ -	\$ -	\$ -
\$ -	90.00%	\$ -	\$ -	\$ -
\$ -	90.00%	\$ -	\$ -	\$ -
\$ -	90.00%	\$ -	\$ -	\$ -
\$ 6.35	0.00%	\$ -	\$ -	\$ -
\$ -	90.00%	\$ -	\$ -	\$ -
\$ -	90.00%	\$ -	\$ -	\$ -
\$ 84,778.88		\$ -	\$ 165,500.00	\$ 165,500.00
\$ 5,092.14	0.00%	\$ -	\$ -	\$ -
\$ -	90.00%	\$ -	\$ -	\$ -
\$ -	90.00%	\$ -	\$ -	\$ -
\$ -	90.00%	\$ -	\$ -	\$ -
\$ -	90.00%	\$ -	\$ -	\$ -
\$ 69,174.00	0.00%	\$ -	\$ -	\$ -
\$ -	90.00%	\$ -	\$ -	\$ -
\$ -	90.00%	\$ -	\$ -	\$ -
\$ 74,266.14		\$ -	\$ -	\$ -
\$ 479,725.46		\$ -	\$ 265,500.00	\$ 265,500.00
\$ 180,968.00	18.10%	\$ -	\$ 40,000.00	\$ 40,000.00
\$ -	90.00%	\$ -	\$ -	\$ -
\$ -	90.00%	\$ -	\$ -	\$ -
\$ 1,444.88	0.00%	\$ -	\$ -	\$ -
\$ -	90.00%	\$ -	\$ -	\$ -
\$ -	90.00%	\$ -	\$ -	\$ -
\$ 159,431.39	0.00%	\$ -	\$ -	\$ -
\$ -	90.00%	\$ -	\$ -	\$ -
\$ -	90.00%	\$ -	\$ -	\$ -
\$ 191.00	0.00%	\$ -	\$ -	\$ -
\$ -	90.00%	\$ -	\$ -	\$ -
\$ -	90.00%	\$ -	\$ -	\$ -
\$ 19,460.20	0.00%	\$ -	\$ -	\$ -
\$ -	90.00%	\$ -	\$ -	\$ -
\$ -	90.00%	\$ -	\$ -	\$ -
\$ -	90.00%	\$ -	\$ -	\$ -
\$ -	90.00%	\$ -	\$ -	\$ -
\$ -	90.00%	\$ -	\$ -	\$ -
\$ 944.74	0.00%	\$ -	\$ -	\$ -
\$ 342.30	0.00%	\$ -	\$ -	\$ -
\$ -	90.00%	\$ -	\$ -	\$ -
\$ 362,782.51		\$ -	\$ 40,000.00	\$ 40,000.00
\$ (7,634.00)	-567.56%	\$ -	\$ 43,327.85	\$ 43,327.85
\$ 898,856.40		\$ -	\$ 637,127.85	\$ 637,127.85

GENERAL FUND ACCOUNTS COVERING THE PERIOD JULY 1, 2019, to JUNE 30, 2020
ESTIMATE OF NEEDS FOR 2020-2021

EXHIBIT "A"

Schedule 5, Expenditures General Fund Cash Accounts of Current and All Prior Years	
CURRENT AND ALL PRIOR YEARS	2019-2020
Cash Balance Reported to Excise Board 6-30-2019	\$ -
Cash Fund Balance Transferred Out	\$ -
Cash Fund Balance Transferred In	\$ 2,173,418.67
Adjusted Cash Balance	\$ 2,173,418.67
Ad Valorem Tax Apportioned To Year In Caption	\$ 5,319,873.97
Miscellaneous Revenue (Schedule 4)	\$ 1,461,856.40
Cash Fund Balance Forward From Preceding Year	\$ 234,454.23
Prior Expenditures Recovered	\$ -
TOTAL RECEIPTS	\$ 7,016,184.60
TOTAL RECEIPTS AND BALANCE	\$ 9,189,603.27
Warrants of Year in Caption	\$ -
Interest Paid Thereon	\$ 6,649,690.82
TOTAL DISBURSEMENTS	\$ 6,649,690.82
CASH BALANCE JUNE 30, 2020	\$ 2,539,912.45
Reserve for Warrants Outstanding	\$ 187,517.41
Reserve for Interest on Warrants	\$ -
Reserves From Schedule 8	\$ 209,735.76
TOTAL LIABILITIES AND RESERVE	\$ 397,253.17
DEFICIT: (Red Figure)	\$ -
CASH BALANCE FORWARD TO SUCCEEDING YEAR	\$ 2,142,659.28

Schedule 6, General Fund Warrant Account of Current and All Prior Years	
CURRENT AND ALL PRIOR YEARS	TOTAL
Warrants Outstanding 6-30-2019 of Year in Caption	\$ 153,607.16
Warrants Registered During Year	\$ 6,935,175.84
TOTAL	\$ 7,088,783.00
Warrants Paid During Year	\$ 6,900,971.25
Warrants Converted to Bonds or Judgements	\$ -
Warrants Cancelled	\$ -
Warrants Estopped by Statute	\$ 294.34
TOTAL WARRANTS RETIRED	\$ 6,901,265.59
BALANCE WARRANTS OUTSTANDING JUNE 30, 2020	\$ 187,517.41

Schedule 7, 2019 Ad Valorem Tax Account			
2019 Net Valuation Certified To County Excise Board	548,649,922.00	10.260 Mills	Amount
Total Proceeds of Levy as Certified			\$ 5,629,148.20
Additions:			\$ -
Deductions:			\$ -
Gross Balance Tax			\$ 5,629,148.20
Less Reserve for Delinquent Tax			\$ 533,156.35
Reserve for Protest Pending			\$ -
Balance Available Tax			\$ 5,095,991.85
Deduct 2019 Tax Apportioned			\$ 5,319,873.97
Net Balance 2019 Tax in Process of Collection or Excess Collections			\$ 223,882.12

GENERAL FUND ACCOUNTS COVERING THE PERIOD JULY 1, 2019, to JUNE 30, 2020
ESTIMATE OF NEEDS FOR 2020-2021

Schedule 5, (Continued)						
2018-2019	2017-2018	2016-2017	2015-2016	2014-2015	2013-2014	TOTAL
\$ 2,461,378.05	\$ -	\$ -	\$ -	\$ -	\$ -	\$ 2,461,378.05
\$ 2,173,418.67	\$ -	\$ -	\$ -	\$ -	\$ -	\$ 2,173,418.67
\$ -	\$ -	\$ -	\$ -	\$ -	\$ -	\$ 2,173,418.67
\$ 287,959.38	\$ -	\$ -	\$ -	\$ -	\$ -	\$ 2,461,378.05
\$ 197,775.28	\$ -	\$ -	\$ -	\$ -	\$ -	\$ 5,517,649.25
\$ -	\$ -	\$ -	\$ -	\$ -	\$ -	\$ 1,461,856.40
\$ -	\$ -	\$ -	\$ -	\$ -	\$ -	\$ 234,454.23
\$ -	\$ -	\$ -	\$ -	\$ -	\$ -	\$ -
\$ 197,775.28	\$ -	\$ -	\$ -	\$ -	\$ -	\$ 7,213,959.88
\$ 485,734.66	\$ -	\$ -	\$ -	\$ -	\$ -	\$ 9,675,337.93
\$ 251,280.43	\$ -	\$ -	\$ -	\$ -	\$ -	\$ 6,900,971.25
\$ -	\$ -	\$ -	\$ -	\$ -	\$ -	\$ -
\$ 251,280.43	\$ -	\$ -	\$ -	\$ -	\$ -	\$ 6,900,971.25
\$ 234,454.23	\$ -	\$ -	\$ -	\$ -	\$ -	\$ 2,774,366.68
\$ -	\$ -	\$ -	\$ -	\$ -	\$ -	\$ 187,517.41
\$ -	\$ -	\$ -	\$ -	\$ -	\$ -	\$ -
\$ -	\$ -	\$ -	\$ -	\$ -	\$ -	\$ 209,735.76
\$ -	\$ -	\$ -	\$ -	\$ -	\$ -	\$ 397,253.17
\$ -	\$ -	\$ -	\$ -	\$ -	\$ -	\$ -
\$ 234,454.23	\$ -	\$ -	\$ -	\$ -	\$ -	\$ 2,377,113.51

Schedule 6, (Continued)						
2019-2020	2018-2019	2017-2018	2016-2017	2015-2016	2014-2015	2013-2014
\$ -	\$ 153,607.16	\$ -	\$ -	\$ -	\$ -	\$ -
\$ 6,837,208.23	\$ 97,967.61	\$ -	\$ -	\$ -	\$ -	\$ -
\$ 6,837,208.23	\$ 251,574.77	\$ -	\$ -	\$ -	\$ -	\$ -
\$ 6,649,690.82	\$ 251,280.43	\$ -	\$ -	\$ -	\$ -	\$ -
\$ -	\$ -	\$ -	\$ -	\$ -	\$ -	\$ -
\$ -	\$ -	\$ -	\$ -	\$ -	\$ -	\$ -
\$ -	\$ 294.34	\$ -	\$ -	\$ -	\$ -	\$ -
\$ 6,649,690.82	\$ 251,574.77	\$ -	\$ -	\$ -	\$ -	\$ -
\$ 187,517.41	\$ -	\$ -	\$ -	\$ -	\$ -	\$ -

Schedule 9, General Fund Investments						
INVESTED IN	Investments on Hand June 30, 2019	Since Purchased	LIQUIDATIONS		Barred by Court Order	Investments on Hand June 30, 2020
			By Collections of Cost	Amortized Premium		
	\$ -	\$ -	\$ -	\$ -	\$ -	\$ -
	\$ -	\$ -	\$ -	\$ -	\$ -	\$ -
	\$ -	\$ -	\$ -	\$ -	\$ -	\$ -
	\$ -	\$ -	\$ -	\$ -	\$ -	\$ -
	\$ -	\$ -	\$ -	\$ -	\$ -	\$ -
	\$ -	\$ -	\$ -	\$ -	\$ -	\$ -
	\$ -	\$ -	\$ -	\$ -	\$ -	\$ -
	\$ -	\$ -	\$ -	\$ -	\$ -	\$ -
	\$ -	\$ -	\$ -	\$ -	\$ -	\$ -
	\$ -	\$ -	\$ -	\$ -	\$ -	\$ -
	\$ -	\$ -	\$ -	\$ -	\$ -	\$ -
	\$ -	\$ -	\$ -	\$ -	\$ -	\$ -
	\$ -	\$ -	\$ -	\$ -	\$ -	\$ -
	\$ -	\$ -	\$ -	\$ -	\$ -	\$ -
TOTAL INVESTMENTS	\$ -	\$ -	\$ -	\$ -	\$ -	\$ -

GENERAL FUND ACCOUNTS COVERING THE PERIOD JULY 1, 2019, to JUNE 30, 2020
ESTIMATE OF NEEDS FOR 2020-2021

EXHIBIT "A"

Schedule 8(a), Report Of Prior Year's Expenditures				
DEPARTMENTS OF GOVERNMENT APPROPRIATED ACCOUNTS	FISCAL YEAR ENDING JUNE 30, 2019			ORIGINAL
	RESERVES	WARRANTS	BALANCE	APPROPRIATIONS
	6-30-2019	SINCE ISSUED	LAPSED APPROPRIATIONS	
01 DISTRICT ATTORNEY - STATE:				
01a Personal Services	\$ -	\$ -	\$ -	\$ -
01b Part Time Help	\$ -	\$ -	\$ -	\$ -
01c Travel	\$ -	\$ -	\$ -	\$ -
01d Maintenance and Operation	\$ -	\$ -	\$ -	\$ -
01e Capital Outlay	\$ -	\$ -	\$ -	\$ -
01f Intergovernmental	\$ -	\$ -	\$ -	\$ -
01g Other-	\$ -	\$ -	\$ -	\$ -
01 Total	\$ -	\$ -	\$ -	\$ -
02 DISTRICT ATTORNEY - COUNTY:				
02a Personal Services	\$ -	\$ -	\$ -	\$ 13,875.75
02b Part Time Help	\$ -	\$ -	\$ -	\$ -
02c Travel	\$ -	\$ -	\$ -	\$ -
02d Maintenance and Operation	\$ -	\$ -	\$ -	\$ -
02e Capital Outlay	\$ -	\$ -	\$ -	\$ -
02f Intergovernmental	\$ -	\$ -	\$ -	\$ -
02g Law Library	\$ 1,761.97	\$ 1,761.97	\$ -	\$ 27,500.00
02h Other-	\$ -	\$ -	\$ -	\$ -
02 Total	\$ 1,761.97	\$ 1,761.97	\$ -	\$ 41,375.75
04 COUNTY SHERIFF:				
04a Personal Services	\$ -	\$ -	\$ -	\$ 1,205,458.36
04b Part Time Help	\$ -	\$ -	\$ -	\$ -
04c Travel	\$ -	\$ -	\$ -	\$ -
04d Maintenance and Operation	\$ 13,649.32	\$ 10,872.80	\$ 2,776.52	\$ 305,000.00
04e Capital Outlay	\$ 2,582.28	\$ 2,571.75	\$ 10.53	\$ 136,000.00
04f Intergovernmental	\$ -	\$ -	\$ -	\$ -
04g Sheriff's Fees	\$ -	\$ -	\$ -	\$ -
04h Board of Prisoners	\$ -	\$ -	\$ -	\$ -
04i Other -	\$ -	\$ -	\$ -	\$ -
04 Total	\$ 16,231.60	\$ 13,444.55	\$ 2,787.05	\$ 1,646,458.36
06 COUNTY TREASURER:				
06a Personal Services	\$ -	\$ -	\$ -	\$ 322,393.54
06b Part Time Help	\$ -	\$ -	\$ -	\$ 28,000.00
06c Travel	\$ -	\$ -	\$ -	\$ 5,600.00
06d Maintenance and Operation	\$ -	\$ -	\$ -	\$ 3,000.00
06e Capital Outlay	\$ -	\$ -	\$ -	\$ -
06f Intergovernmental	\$ -	\$ -	\$ -	\$ -
06g Other -	\$ -	\$ -	\$ -	\$ -
06 Total	\$ -	\$ -	\$ -	\$ 358,993.54
08 COUNTY COMMISSIONERS:				
08a Personal Services	\$ -	\$ -	\$ -	\$ 101,206.68
08b Part Time Help	\$ -	\$ -	\$ -	\$ -
08c Travel	\$ -	\$ -	\$ -	\$ 2,000.00
08d Maintenance and Operation	\$ 194.48	\$ 86.01	\$ 108.47	\$ 8,000.00
08e Capital Outlay	\$ -	\$ -	\$ -	\$ 2,000.00
08f Intergovernmental	\$ -	\$ -	\$ -	\$ -
08g Other -	\$ -	\$ -	\$ -	\$ -
08 Total	\$ 194.48	\$ 86.01	\$ 108.47	\$ 113,206.68

GENERAL FUND ACCOUNTS COVERING THE PERIOD JULY 1, 2019, to JUNE 30, 2020
ESTIMATE OF NEEDS FOR 2020-2021

FISCAL YEAR ENDING JUNE 30, 2020						Governmental Budget Accounts	
						FISCAL YEAR 2020-2021	
SUPPLEMENTAL		NET AMOUNT	WARRANTS	RESERVES	LAPSED	NEEDS AS	APPROVED BY
ADJUSTMENTS		OF	ISSUED		BALANCE	ESTIMATED BY	COUNTY
		APPROPRIATIONS			KNOWN TO BE	GOVERNING	EXCISE BOARD
ADDED	CANCELLED				UNENCUMBERED	BOARD	
\$ -	\$ -	\$ -	\$ -	\$ -	\$ -	\$ -	\$ -
\$ -	\$ -	\$ -	\$ -	\$ -	\$ -	\$ -	\$ -
\$ -	\$ -	\$ -	\$ -	\$ -	\$ -	\$ -	\$ -
\$ -	\$ -	\$ -	\$ -	\$ -	\$ -	\$ -	\$ -
\$ -	\$ -	\$ -	\$ -	\$ -	\$ -	\$ -	\$ -
\$ -	\$ -	\$ -	\$ -	\$ -	\$ -	\$ -	\$ -
\$ -	\$ -	\$ -	\$ -	\$ -	\$ -	\$ -	\$ -
\$ -	\$ -	\$ -	\$ -	\$ -	\$ -	\$ -	\$ -
\$ -	\$ -	\$ -	\$ -	\$ -	\$ -	\$ -	\$ -
\$ -	\$ -	\$ -	\$ -	\$ -	\$ -	\$ -	\$ -
\$ -	\$ -	\$ 13,875.75	\$ 13,875.75	\$ -	\$ -	\$ 13,875.75	\$ 13,875.75
\$ -	\$ -	\$ -	\$ -	\$ -	\$ -	\$ -	\$ -
\$ -	\$ -	\$ -	\$ -	\$ -	\$ -	\$ -	\$ -
\$ -	\$ -	\$ -	\$ -	\$ -	\$ -	\$ -	\$ -
\$ -	\$ -	\$ -	\$ -	\$ -	\$ -	\$ -	\$ -
\$ -	\$ -	\$ 27,500.00	\$ 25,011.39	\$ 1,848.01	\$ 640.60	\$ 27,500.00	\$ 27,500.00
\$ -	\$ -	\$ -	\$ -	\$ -	\$ -	\$ -	\$ -
\$ -	\$ -	\$ 41,375.75	\$ 38,887.14	\$ 1,848.01	\$ 640.60	\$ 41,375.75	\$ 41,375.75
\$ -	\$ -	\$ 1,205,458.36	\$ 1,125,446.64	\$ -	\$ 80,011.72	\$ 1,252,158.36	\$ 1,252,158.36
\$ -	\$ -	\$ -	\$ -	\$ -	\$ -	\$ -	\$ -
\$ -	\$ -	\$ -	\$ -	\$ -	\$ -	\$ -	\$ -
\$ 18,400.24	\$ -	\$ 323,400.24	\$ 303,626.04	\$ 17,120.51	\$ 2,653.69	\$ 310,000.00	\$ 310,000.00
\$ -	\$ -	\$ 136,000.00	\$ 135,803.70	\$ -	\$ 196.30	\$ 142,000.00	\$ 142,000.00
\$ -	\$ -	\$ -	\$ -	\$ -	\$ -	\$ -	\$ -
\$ -	\$ -	\$ -	\$ -	\$ -	\$ -	\$ -	\$ -
\$ -	\$ -	\$ -	\$ -	\$ -	\$ -	\$ -	\$ -
\$ -	\$ -	\$ -	\$ -	\$ -	\$ -	\$ -	\$ -
\$ -	\$ -	\$ -	\$ -	\$ -	\$ -	\$ -	\$ -
\$ 18,400.24	\$ -	\$ 1,664,858.60	\$ 1,564,876.38	\$ 17,120.51	\$ 82,861.71	\$ 1,704,158.36	\$ 1,704,158.36
\$ 28,000.00	\$ -	\$ 350,393.54	\$ 307,041.43	\$ -	\$ 43,352.11	\$ 300,482.28	\$ 300,482.28
\$ -	\$ 28,000.00	\$ -	\$ -	\$ -	\$ -	\$ 33,000.00	\$ 33,000.00
\$ -	\$ -	\$ 5,600.00	\$ 5,600.00	\$ -	\$ -	\$ 6,000.00	\$ 6,000.00
\$ -	\$ -	\$ 3,000.00	\$ 2,914.00	\$ -	\$ 86.00	\$ 3,000.00	\$ 3,000.00
\$ -	\$ -	\$ -	\$ -	\$ -	\$ -	\$ -	\$ -
\$ -	\$ -	\$ -	\$ -	\$ -	\$ -	\$ -	\$ -
\$ -	\$ -	\$ -	\$ -	\$ -	\$ -	\$ -	\$ -
\$ 28,000.00	\$ 28,000.00	\$ 358,993.54	\$ 315,555.43	\$ -	\$ 43,438.11	\$ 342,482.28	\$ 342,482.28
\$ -	\$ -	\$ 101,206.68	\$ 100,715.50	\$ -	\$ 491.18	\$ 101,206.68	\$ 101,206.68
\$ -	\$ -	\$ -	\$ -	\$ -	\$ -	\$ -	\$ -
\$ -	\$ -	\$ 2,000.00	\$ 157.48	\$ -	\$ 1,842.52	\$ 2,000.00	\$ 2,000.00
\$ 1,044.04	\$ -	\$ 9,044.04	\$ 7,186.00	\$ 346.15	\$ 1,511.89	\$ 8,000.00	\$ 8,000.00
\$ -	\$ 1,044.04	\$ 955.96	\$ 955.96	\$ -	\$ -	\$ 2,000.00	\$ 2,000.00
\$ -	\$ -	\$ -	\$ -	\$ -	\$ -	\$ -	\$ -
\$ -	\$ -	\$ -	\$ -	\$ -	\$ -	\$ -	\$ -
\$ 1,044.04	\$ 1,044.04	\$ 113,206.68	\$ 109,014.94	\$ 346.15	\$ 3,845.59	\$ 113,206.68	\$ 113,206.68

GENERAL FUND ACCOUNTS COVERING THE PERIOD JULY 1, 2019, to JUNE 30, 2020
ESTIMATE OF NEEDS FOR 2020-2021

4b

EXHIBIT "A"

Schedule 8(b), Report Of Prior Year's Expenditures				
DEPARTMENTS OF GOVERNMENT APPROPRIATED ACCOUNTS	FISCAL YEAR ENDING JUNE 30, 2019			ORIGINAL APPROPRIATIONS
	RESERVES 6-30-2019	WARRANTS SINCE ISSUED	BALANCE LAPSED APPROPRIATIONS	
09 COUNTY COMMISSIONERS O.S.U. EXTENSION:				
09a Personal Services	\$ 11,436.00	\$ 10,089.00	\$ 1,347.00	\$ 148,836.00
09b Part Time Help	\$ -	\$ -	\$ -	\$ -
09c Travel	\$ 1,600.00	\$ 550.75	\$ 1,049.25	\$ 12,000.00
09d Maintenance and Operation	\$ 11,925.50	\$ 10,932.34	\$ 993.16	\$ 27,028.00
09e Capital Outlay	\$ -	\$ -	\$ -	\$ 1.00
09f Intergovernmental	\$ -	\$ -	\$ -	\$ -
09g Other -	\$ -	\$ -	\$ -	\$ -
09 Total	\$ 24,961.50	\$ 21,572.09	\$ 3,389.41	\$ 187,865.00
10 COUNTY CLERK:				
10a Personal Services	\$ -	\$ -	\$ -	\$ 319,809.72
10b Part Time Help	\$ -	\$ -	\$ -	\$ 5,000.00
10c Travel	\$ -	\$ -	\$ -	\$ 5,600.00
10d Maintenance and Operation	\$ 4,490.79	\$ 4,081.05	\$ 409.74	\$ 26,932.80
10e Capital Outlay	\$ -	\$ -	\$ -	\$ -
10f Intergovernmental	\$ -	\$ -	\$ -	\$ -
10g Lien Fees	\$ -	\$ -	\$ -	\$ -
010h Other -	\$ -	\$ -	\$ -	\$ -
10 Total	\$ 4,490.79	\$ 4,081.05	\$ 409.74	\$ 357,342.52
14 COURT CLERK:				
14a Personal Services	\$ -	\$ -	\$ -	\$ 436,312.68
14b Part Time Help	\$ -	\$ -	\$ -	\$ -
14c Travel	\$ -	\$ -	\$ -	\$ 5,600.00
14d Maintenance and Operation	\$ -	\$ -	\$ -	\$ -
14e Capital Outlay	\$ -	\$ -	\$ -	\$ -
14f Intergovernmental	\$ -	\$ -	\$ -	\$ -
14g Other -	\$ -	\$ -	\$ -	\$ -
14 Total	\$ -	\$ -	\$ -	\$ 441,912.68
16 COUNTY ASSESSOR:				
16a Personal Services	\$ -	\$ -	\$ -	\$ 319,714.84
16b Part Time Help	\$ -	\$ -	\$ -	\$ -
16c Travel	\$ -	\$ -	\$ -	\$ 7,200.00
16d Maintenance and Operation	\$ 14,737.88	\$ 13,670.18	\$ 1,067.70	\$ 30,200.00
16e Capital Outlay	\$ -	\$ -	\$ -	\$ 40,000.00
16f Intergovernmental	\$ -	\$ -	\$ -	\$ -
16g Other -	\$ -	\$ -	\$ -	\$ -
16h Other -	\$ -	\$ -	\$ -	\$ -
16 Total	\$ 14,737.88	\$ 13,670.18	\$ 1,067.70	\$ 397,114.84
17 REVALUATION OF REAL PROPERTY:				
17a Personal Services	\$ 7,003.96	\$ 6,049.98	\$ 953.98	\$ 401,997.88
17b Part Time Help	\$ -	\$ -	\$ -	\$ -
17c Travel	\$ -	\$ -	\$ -	\$ -
17d Maintenance and Operation	\$ -	\$ -	\$ -	\$ -
17e Capital Outlay	\$ -	\$ -	\$ -	\$ -
17f Intergovernmental	\$ -	\$ -	\$ -	\$ -
17g Other - Social Sec., Retire., Ins.	\$ -	\$ -	\$ -	\$ -
17h Other -	\$ -	\$ -	\$ -	\$ -
17 Total	\$ 7,003.96	\$ 6,049.98	\$ 953.98	\$ 401,997.88

GENERAL FUND ACCOUNTS COVERING THE PERIOD JULY 1, 2019, to JUNE 30, 2020
ESTIMATE OF NEEDS FOR 2020-2021

FISCAL YEAR ENDING JUNE 30, 2020						Governmental Budget Accounts FISCAL YEAR 2020-2021	
SUPPLEMENTAL ADJUSTMENTS		NET AMOUNT OF APPROPRIATIONS	WARRANTS ISSUED	RESERVES	LAPSED BALANCE KNOWN TO BE UNENCUMBERED	NEEDS AS ESTIMATED BY GOVERNING BOARD	APPROVED BY COUNTY EXCISE BOARD
ADDED	CANCELLED						
\$ -	\$ 7,500.00	\$ 141,336.00	\$ 140,856.00	\$ -	\$ 480.00	\$ 160,836.00	\$ 160,836.00
\$ -	\$ -	\$ -	\$ -	\$ -	\$ -	\$ -	\$ -
\$ -	\$ -	\$ 12,000.00	\$ 5,251.55	\$ 2,000.00	\$ 4,748.45	\$ 10,000.00	\$ 10,000.00
\$ 7,500.00	\$ -	\$ 34,528.00	\$ 17,949.31	\$ 14,151.95	\$ 2,426.74	\$ 27,028.00	\$ 27,028.00
\$ -	\$ -	\$ 1.00	\$ -	\$ -	\$ 1.00	\$ 1.00	\$ 1.00
\$ -	\$ -	\$ -	\$ -	\$ -	\$ -	\$ -	\$ -
\$ -	\$ -	\$ -	\$ -	\$ -	\$ -	\$ -	\$ -
\$ 7,500.00	\$ 7,500.00	\$ 187,865.00	\$ 164,056.86	\$ 16,151.95	\$ 7,656.19	\$ 197,865.00	\$ 197,865.00
\$ 5,000.00	\$ -	\$ 324,809.72	\$ 306,911.78	\$ -	\$ 17,897.94	\$ 287,790.24	\$ 287,790.24
\$ -	\$ 5,000.00	\$ -	\$ -	\$ -	\$ -	\$ 5,000.00	\$ 5,000.00
\$ -	\$ -	\$ 5,600.00	\$ 5,600.00	\$ -	\$ -	\$ 6,000.00	\$ 6,000.00
\$ -	\$ -	\$ 26,932.80	\$ 22,204.86	\$ 118.89	\$ 4,609.05	\$ 26,932.80	\$ 26,932.80
\$ -	\$ -	\$ -	\$ -	\$ -	\$ -	\$ -	\$ -
\$ -	\$ -	\$ -	\$ -	\$ -	\$ -	\$ -	\$ -
\$ -	\$ -	\$ -	\$ -	\$ -	\$ -	\$ -	\$ -
\$ -	\$ -	\$ -	\$ -	\$ -	\$ -	\$ -	\$ -
\$ 5,000.00	\$ 5,000.00	\$ 357,342.52	\$ 334,716.64	\$ 118.89	\$ 22,506.99	\$ 325,723.04	\$ 325,723.04
\$ 60.00	\$ -	\$ 436,372.68	\$ 434,590.37	\$ -	\$ 1,782.31	\$ 436,289.88	\$ 436,289.88
\$ -	\$ -	\$ -	\$ -	\$ -	\$ -	\$ -	\$ -
\$ -	\$ -	\$ 5,600.00	\$ 5,600.00	\$ -	\$ -	\$ 6,000.00	\$ 6,000.00
\$ -	\$ -	\$ -	\$ -	\$ -	\$ -	\$ -	\$ -
\$ -	\$ -	\$ -	\$ -	\$ -	\$ -	\$ -	\$ -
\$ -	\$ -	\$ -	\$ -	\$ -	\$ -	\$ -	\$ -
\$ -	\$ -	\$ -	\$ -	\$ -	\$ -	\$ -	\$ -
\$ 60.00	\$ -	\$ 441,972.68	\$ 440,190.37	\$ -	\$ 1,782.31	\$ 442,289.88	\$ 442,289.88
\$ -	\$ -	\$ 319,714.84	\$ 319,357.56	\$ -	\$ 357.28	\$ 319,714.84	\$ 319,714.84
\$ -	\$ -	\$ -	\$ -	\$ -	\$ -	\$ -	\$ -
\$ -	\$ -	\$ 7,200.00	\$ 6,800.00	\$ -	\$ 400.00	\$ 7,200.00	\$ 7,200.00
\$ 40,000.00	\$ -	\$ 70,200.00	\$ 41,762.96	\$ 1,239.92	\$ 27,197.12	\$ 32,200.00	\$ 32,200.00
\$ -	\$ 40,000.00	\$ -	\$ -	\$ -	\$ -	\$ 40,000.00	\$ 15,000.00
\$ -	\$ -	\$ -	\$ -	\$ -	\$ -	\$ -	\$ -
\$ -	\$ -	\$ -	\$ -	\$ -	\$ -	\$ -	\$ -
\$ -	\$ -	\$ -	\$ -	\$ -	\$ -	\$ -	\$ -
\$ 40,000.00	\$ 40,000.00	\$ 397,114.84	\$ 367,920.52	\$ 1,239.92	\$ 27,954.40	\$ 399,114.84	\$ 374,114.84
\$ -	\$ 209,997.88	\$ 192,000.00	\$ 170,251.76	\$ -	\$ 21,748.24	\$ 151,508.88	\$ 151,508.88
\$ -	\$ -	\$ -	\$ -	\$ -	\$ -	\$ 27,000.00	\$ 27,000.00
\$ -	\$ -	\$ -	\$ -	\$ -	\$ -	\$ 20,000.00	\$ 20,000.00
\$ 197,173.88	\$ -	\$ 197,173.88	\$ 188,576.50	\$ -	\$ 8,597.38	\$ 120,000.00	\$ 120,000.00
\$ -	\$ -	\$ -	\$ -	\$ -	\$ -	\$ 25,000.00	\$ 25,000.00
\$ -	\$ -	\$ -	\$ -	\$ -	\$ -	\$ -	\$ -
\$ -	\$ -	\$ -	\$ -	\$ -	\$ -	\$ 58,489.00	\$ 58,489.00
\$ -	\$ -	\$ -	\$ -	\$ -	\$ -	\$ -	\$ -
\$ 197,173.88	\$ 209,997.88	\$ 389,173.88	\$ 358,828.26	\$ -	\$ 30,345.62	\$ 401,997.88	\$ 401,997.88

GENERAL FUND ACCOUNTS COVERING THE PERIOD JULY 1, 2019, to JUNE 30, 2020
ESTIMATE OF NEEDS FOR 2020-2021

4c

EXHIBIT "A"

Schedule 8(c), Report Of Prior Year's Expenditures				
DEPARTMENTS OF GOVERNMENT APPROPRIATED ACCOUNTS	FISCAL YEAR ENDING JUNE 30, 2019			ORIGINAL APPROPRIATIONS
	RESERVES	WARRANTS	BALANCE	
	6-30-2019	SINCE ISSUED	LAPSED APPROPRIATIONS	
18 JUVENILE SHELTER BUREAU:				
18a Personal Services	\$ -	\$ -	\$ -	\$ -
18b Part Time Help	\$ -	\$ -	\$ -	\$ -
18c Travel	\$ -	\$ -	\$ -	\$ -
18d Maintenance and Operation	\$ 800.00	\$ -	\$ 800.00	\$ 5,000.00
18e Capital Outlay	\$ -	\$ -	\$ -	\$ -
18f Intergovernmental	\$ -	\$ -	\$ -	\$ -
18g Other -	\$ -	\$ -	\$ -	\$ -
18 Total	\$ 800.00	\$ -	\$ 800.00	\$ 5,000.00
19 DISTRICT COURT:				
19a Personal Services	\$ -	\$ -	\$ -	\$ -
19b Part Time Help	\$ -	\$ -	\$ -	\$ -
19c Travel	\$ -	\$ -	\$ -	\$ -
19d Maintenance and Operation	\$ -	\$ -	\$ -	\$ -
19e Capital Outlay	\$ -	\$ -	\$ -	\$ -
19f Intergovernmental	\$ -	\$ -	\$ -	\$ -
19g Other -	\$ -	\$ -	\$ -	\$ -
19 Total	\$ -	\$ -	\$ -	\$ -
20 GENERAL GOVERNMENT				
20a Personal Services	\$ -	\$ -	\$ -	\$ 138,223.17
20b Part Time Help	\$ -	\$ -	\$ -	\$ 1.00
20c Travel	\$ -	\$ -	\$ -	\$ 2,000.00
20d Maintenance and Operation	\$ 21,280.33	\$ 5,155.08	\$ 16,125.25	\$ 698,716.76
20e Capital Outlay	\$ -	\$ -	\$ -	\$ 200,000.00
20f Trapper	\$ -	\$ -	\$ -	\$ 2,400.00
20g Other - Insurance	\$ -	\$ -	\$ -	\$ 766,457.60
20h Other - Unempl. / Work. Comp. / Ret.	\$ -	\$ -	\$ -	\$ 611,411.00
20i Other - Social Security / Med.	\$ -	\$ -	\$ -	\$ 229,443.83
20j Other - Rent	\$ 41.81	\$ 41.81	\$ -	\$ 30,000.00
20 Total	\$ 21,322.14	\$ 5,196.89	\$ 16,125.25	\$ 2,678,653.36
21 EXCISE - EQUALIZATION BOARD:				
21a Personal Services	\$ -	\$ -	\$ -	\$ 4,000.00
21b Part Time Help	\$ -	\$ -	\$ -	\$ -
21c Travel	\$ -	\$ -	\$ -	\$ 1,000.00
21d Maintenance and Operation	\$ -	\$ -	\$ -	\$ -
21e Capital Outlay	\$ -	\$ -	\$ -	\$ -
21f Intergovernmental	\$ -	\$ -	\$ -	\$ -
21g Other -	\$ -	\$ -	\$ -	\$ -
21 Total	\$ -	\$ -	\$ -	\$ 5,000.00
22 COUNTY ELECTION EXPENSE:				
22a Personal Services	\$ -	\$ -	\$ -	\$ 154,676.13
22b Part Time Help	\$ -	\$ -	\$ -	\$ 17,500.00
22c Travel	\$ -	\$ -	\$ -	\$ 2,000.00
22d Maintenance and Operation	\$ 4,167.57	\$ 4,167.57	\$ -	\$ 25,000.00
22e Capital Outlay	\$ -	\$ -	\$ -	\$ -
22f Intergovernmental	\$ -	\$ -	\$ -	\$ -
22g Other -	\$ -	\$ -	\$ -	\$ -
22 Total	\$ 4,167.57	\$ 4,167.57	\$ -	\$ 199,176.13

GENERAL FUND ACCOUNTS COVERING THE PERIOD JULY 1, 2019, to JUNE 30, 2020
ESTIMATE OF NEEDS FOR 2020-2021

FISCAL YEAR ENDING JUNE 30, 2020						Governmental Budget Accounts	
SUPPLEMENTAL ADJUSTMENTS		NET AMOUNT OF APPROPRIATIONS	WARRANTS ISSUED	RESERVES	LAPSED BALANCE KNOWN TO BE UNENCUMBERED	NEEDS AS ESTIMATED BY GOVERNING BOARD	APPROVED BY COUNTY EXCISE BOARD
ADDED	CANCELLED						
\$ -	\$ -	\$ -	\$ -	\$ -	\$ -	\$ -	\$ -
\$ -	\$ -	\$ -	\$ -	\$ -	\$ -	\$ -	\$ -
\$ -	\$ -	\$ -	\$ -	\$ -	\$ -	\$ -	\$ -
\$ -	\$ -	\$ 5,000.00	\$ -	\$ -	\$ 5,000.00	\$ 5,000.00	\$ 5,000.00
\$ -	\$ -	\$ -	\$ -	\$ -	\$ -	\$ -	\$ -
\$ -	\$ -	\$ -	\$ -	\$ -	\$ -	\$ -	\$ -
\$ -	\$ -	\$ -	\$ -	\$ -	\$ -	\$ -	\$ -
\$ -	\$ -	\$ 5,000.00	\$ -	\$ -	\$ 5,000.00	\$ 5,000.00	\$ 5,000.00
\$ -	\$ -	\$ -	\$ -	\$ -	\$ -	\$ -	\$ -
\$ -	\$ -	\$ -	\$ -	\$ -	\$ -	\$ -	\$ -
\$ -	\$ -	\$ -	\$ -	\$ -	\$ -	\$ -	\$ -
\$ -	\$ -	\$ -	\$ -	\$ -	\$ -	\$ -	\$ -
\$ -	\$ -	\$ -	\$ -	\$ -	\$ -	\$ -	\$ -
\$ -	\$ -	\$ -	\$ -	\$ -	\$ -	\$ -	\$ -
\$ -	\$ -	\$ -	\$ -	\$ -	\$ -	\$ -	\$ -
\$ -	\$ -	\$ -	\$ -	\$ -	\$ -	\$ -	\$ -
\$ -	\$ -	\$ -	\$ -	\$ -	\$ -	\$ -	\$ -
\$ -	\$ -	\$ 138,223.17	\$ 127,940.64	\$ -	\$ 10,282.53	\$ 138,223.17	\$ 138,223.17
\$ -	\$ -	\$ 1.00	\$ -	\$ -	\$ 1.00	\$ 1.00	\$ 1.00
\$ -	\$ 200.00	\$ 1,800.00	\$ -	\$ -	\$ 1,800.00	\$ 2,000.00	\$ 2,000.00
\$ 95,107.73	\$ -	\$ 793,824.49	\$ 546,108.52	\$ 49,025.88	\$ 198,690.09	\$ 698,716.76	\$ 698,716.76
\$ -	\$ 100,000.00	\$ 100,000.00	\$ -	\$ -	\$ 100,000.00	\$ 200,000.00	\$ 200,000.00
\$ -	\$ -	\$ 2,400.00	\$ 2,400.00	\$ -	\$ -	\$ 2,400.00	\$ 2,400.00
\$ 55,575.48	\$ -	\$ 822,033.08	\$ 715,087.77	\$ -	\$ 106,945.31	\$ 881,426.24	\$ 881,426.24
\$ 124,834.06	\$ -	\$ 736,245.06	\$ 691,190.79	\$ -	\$ 45,054.27	\$ 573,678.00	\$ 573,678.00
\$ 6,042.85	\$ -	\$ 235,486.68	\$ 234,751.75	\$ -	\$ 734.93	\$ 229,443.83	\$ 229,443.83
\$ -	\$ -	\$ 30,000.00	\$ 17,494.34	\$ 3,250.00	\$ 9,255.66	\$ 30,000.00	\$ 30,000.00
\$ 281,560.12	\$ 100,200.00	\$ 2,860,013.48	\$ 2,334,973.81	\$ 52,275.88	\$ 472,763.79	\$ 2,755,889.00	\$ 2,755,889.00
\$ -	\$ 100.00	\$ 3,900.00	\$ 3,800.00	\$ -	\$ 100.00	\$ 8,500.00	\$ 8,500.00
\$ -	\$ -	\$ -	\$ -	\$ -	\$ -	\$ -	\$ -
\$ 300.00	\$ -	\$ 1,300.00	\$ 1,117.70	\$ -	\$ 182.30	\$ 1,500.00	\$ 1,500.00
\$ -	\$ -	\$ -	\$ -	\$ -	\$ -	\$ -	\$ -
\$ -	\$ -	\$ -	\$ -	\$ -	\$ -	\$ -	\$ -
\$ -	\$ -	\$ -	\$ -	\$ -	\$ -	\$ -	\$ -
\$ -	\$ -	\$ -	\$ -	\$ -	\$ -	\$ -	\$ -
\$ 300.00	\$ 100.00	\$ 5,200.00	\$ 4,917.70	\$ -	\$ 282.30	\$ 10,000.00	\$ 10,000.00
\$ 2,341.33	\$ -	\$ 157,017.46	\$ 156,266.63	\$ -	\$ 750.83	\$ 154,676.16	\$ 154,676.16
\$ -	\$ 1,864.50	\$ 15,635.50	\$ 8,533.70	\$ 6,913.00	\$ 188.80	\$ 20,000.00	\$ 20,000.00
\$ -	\$ -	\$ 2,000.00	\$ 971.18	\$ -	\$ 1,028.82	\$ 2,000.00	\$ 2,000.00
\$ 5,579.00	\$ -	\$ 30,579.00	\$ 29,219.11	\$ 549.00	\$ 810.89	\$ 30,000.00	\$ 30,000.00
\$ -	\$ -	\$ -	\$ -	\$ -	\$ -	\$ -	\$ -
\$ -	\$ -	\$ -	\$ -	\$ -	\$ -	\$ -	\$ -
\$ -	\$ -	\$ -	\$ -	\$ -	\$ -	\$ -	\$ -
\$ 7,920.33	\$ 1,864.50	\$ 205,231.96	\$ 194,990.62	\$ 7,462.00	\$ 2,779.34	\$ 206,676.16	\$ 206,676.16

GENERAL FUND ACCOUNTS COVERING THE PERIOD JULY 1, 2019, to JUNE 30, 2020
ESTIMATE OF NEEDS FOR 2020-2021

EXHIBIT "A"

Schedule 8(d), Report Of Prior Year's Expenditures				
DEPARTMENTS OF GOVERNMENT APPROPRIATED ACCOUNTS	FISCAL YEAR ENDING JUNE 30, 2019			ORIGINAL APPROPRIATIONS
	RESERVES	WARRANTS	BALANCE	
	6-30-2019	SINCE ISSUED	LAPSED APPROPRIATIONS	
23 INSURANCE - BENEFITS:				
23a Hospital	\$ -	\$ -	\$ -	\$ -
23b Accident	\$ -	\$ -	\$ -	\$ -
23c Life	\$ -	\$ -	\$ -	\$ -
23d Property	\$ -	\$ -	\$ -	\$ -
23e Workmans Compensation	\$ -	\$ -	\$ -	\$ -
23f Unemployment	\$ -	\$ -	\$ -	\$ -
23g Retirement	\$ -	\$ -	\$ -	\$ -
23h Self Insured	\$ -	\$ -	\$ -	\$ -
23i FICA	\$ -	\$ -	\$ -	\$ -
23j Other -	\$ -	\$ -	\$ -	\$ -
23 Total	\$ -	\$ -	\$ -	\$ -
24 COUNTY PURCHASING AGENT:				
24a Personal Services	\$ -	\$ -	\$ -	\$ 90,871.56
24b Part Time Help	\$ -	\$ -	\$ -	\$ -
24c Travel	\$ -	\$ -	\$ -	\$ -
24d Maintenance and Operation	\$ 231.32	\$ 228.29	\$ 3.03	\$ 10,003.60
24e Capital Outlay	\$ -	\$ -	\$ -	\$ -
24f Intergovernmental	\$ -	\$ -	\$ -	\$ -
24g Other -	\$ -	\$ -	\$ -	\$ -
24 Total	\$ 231.32	\$ 228.29	\$ 3.03	\$ 100,875.16
25 CHARITY:				
25a Personal Services	\$ 1,665.00	\$ 1,635.00	\$ 30.00	\$ 15,000.00
25b Part Time Help	\$ -	\$ -	\$ -	\$ -
25c Travel	\$ -	\$ -	\$ -	\$ -
25d Maintenance and Operation	\$ -	\$ -	\$ -	\$ -
25e Capital Outlay	\$ -	\$ -	\$ -	\$ -
25f Intergovernmental	\$ -	\$ -	\$ -	\$ -
25g Other -	\$ -	\$ -	\$ -	\$ -
25 Total	\$ 1,665.00	\$ 1,635.00	\$ 30.00	\$ 15,000.00
26 METRO PLANNING:				
26a INCOG Planning	\$ -	\$ -	\$ -	\$ 86,417.00
26b INCOG Dues	\$ 3,545.74	\$ 3,300.00	\$ 245.74	\$ 50,000.00
26c Maintenance	\$ -	\$ -	\$ -	\$ -
26d Stormwater Management	\$ -	\$ -	\$ -	\$ -
26e City of Sapulpa SWMP	\$ 5,000.00	\$ 5,000.00	\$ -	\$ 55,000.00
26f Other -	\$ -	\$ -	\$ -	\$ -
26g Other -	\$ -	\$ -	\$ -	\$ -
26 Total	\$ 8,545.74	\$ 8,300.00	\$ 245.74	\$ 191,417.00
27 CIVIL DEFENSE:				
27a Personal Services	\$ 346.10	\$ 316.10	\$ 30.00	\$ 60,688.95
27b Part Time Help	\$ -	\$ -	\$ -	\$ -
27c Travel	\$ -	\$ -	\$ -	\$ -
27d Maintenance and Operation	\$ -	\$ -	\$ -	\$ -
27e Capital Outlay	\$ -	\$ -	\$ -	\$ -
27f Intergovernmental	\$ -	\$ -	\$ -	\$ -
27g Other -	\$ -	\$ -	\$ -	\$ -
27 Total	\$ 346.10	\$ 316.10	\$ 30.00	\$ 60,688.95

GENERAL FUND ACCOUNTS COVERING THE PERIOD JULY 1, 2019, to JUNE 30, 2020
ESTIMATE OF NEEDS FOR 2020-2021

FISCAL YEAR ENDING JUNE 30, 2020						Governmental Budget Accounts FISCAL YEAR 2020-2021	
SUPPLEMENTAL ADJUSTMENTS		NET AMOUNT OF APPROPRIATIONS	WARRANTS ISSUED	RESERVES	LAPSED BALANCE KNOWN TO BE UNENCUMBERED	NEEDS AS ESTIMATED BY GOVERNING BOARD	APPROVED BY COUNTY EXCISE BOARD
ADDED	CANCELLED						
\$ -	\$ -	\$ -	\$ -	\$ -	\$ -	\$ -	\$ -
\$ -	\$ -	\$ -	\$ -	\$ -	\$ -	\$ -	\$ -
\$ -	\$ -	\$ -	\$ -	\$ -	\$ -	\$ -	\$ -
\$ -	\$ -	\$ -	\$ -	\$ -	\$ -	\$ -	\$ -
\$ -	\$ -	\$ -	\$ -	\$ -	\$ -	\$ -	\$ -
\$ -	\$ -	\$ -	\$ -	\$ -	\$ -	\$ -	\$ -
\$ -	\$ -	\$ -	\$ -	\$ -	\$ -	\$ -	\$ -
\$ -	\$ -	\$ -	\$ -	\$ -	\$ -	\$ -	\$ -
\$ -	\$ -	\$ -	\$ -	\$ -	\$ -	\$ -	\$ -
\$ -	\$ -	\$ -	\$ -	\$ -	\$ -	\$ -	\$ -
\$ -	\$ -	\$ -	\$ -	\$ -	\$ -	\$ -	\$ -
\$ -	\$ -	\$ 90,871.56	\$ 81,261.36	\$ -	\$ 9,610.20	\$ 95,625.36	\$ 95,625.36
\$ -	\$ -	\$ -	\$ -	\$ -	\$ -	\$ -	\$ -
\$ -	\$ -	\$ -	\$ -	\$ -	\$ -	\$ -	\$ -
\$ -	\$ -	\$ 10,003.60	\$ 8,751.93	\$ 427.56	\$ 824.11	\$ 10,003.60	\$ 10,003.60
\$ -	\$ -	\$ -	\$ -	\$ -	\$ -	\$ -	\$ -
\$ -	\$ -	\$ -	\$ -	\$ -	\$ -	\$ -	\$ -
\$ -	\$ -	\$ -	\$ -	\$ -	\$ -	\$ -	\$ -
\$ -	\$ -	\$ 100,875.16	\$ 90,013.29	\$ 427.56	\$ 10,434.31	\$ 105,628.96	\$ 105,628.96
\$ -	\$ -	\$ -	\$ -	\$ -	\$ -	\$ -	\$ -
\$ -	\$ -	\$ 15,000.00	\$ 9,580.00	\$ 2,700.00	\$ 2,720.00	\$ 15,000.00	\$ 15,000.00
\$ -	\$ -	\$ -	\$ -	\$ -	\$ -	\$ -	\$ -
\$ -	\$ -	\$ -	\$ -	\$ -	\$ -	\$ -	\$ -
\$ -	\$ -	\$ -	\$ -	\$ -	\$ -	\$ -	\$ -
\$ -	\$ -	\$ -	\$ -	\$ -	\$ -	\$ -	\$ -
\$ -	\$ -	\$ -	\$ -	\$ -	\$ -	\$ -	\$ -
\$ -	\$ -	\$ -	\$ -	\$ -	\$ -	\$ -	\$ -
\$ -	\$ -	\$ 15,000.00	\$ 9,580.00	\$ 2,700.00	\$ 2,720.00	\$ 15,000.00	\$ 15,000.00
\$ -	\$ 9,298.40	\$ 77,118.60	\$ 77,118.60	\$ -	\$ -	\$ 77,494.80	\$ 77,494.80
\$ 2,500.00	\$ -	\$ 52,500.00	\$ 29,156.25	\$ 10,000.00	\$ 13,343.75	\$ 60,000.00	\$ 60,000.00
\$ 9,298.40	\$ -	\$ 9,298.40	\$ 7,049.24	\$ -	\$ 2,249.16	\$ -	\$ -
\$ -	\$ -	\$ -	\$ -	\$ -	\$ -	\$ 55,000.00	\$ 55,000.00
\$ -	\$ 2,500.00	\$ 52,500.00	\$ 50,000.00	\$ -	\$ 2,500.00	\$ -	\$ -
\$ -	\$ -	\$ -	\$ -	\$ -	\$ -	\$ -	\$ -
\$ -	\$ -	\$ -	\$ -	\$ -	\$ -	\$ -	\$ -
\$ -	\$ -	\$ -	\$ -	\$ -	\$ -	\$ -	\$ -
\$ 11,798.40	\$ 11,798.40	\$ 191,417.00	\$ 163,324.09	\$ 10,000.00	\$ 18,092.91	\$ 192,494.80	\$ 192,494.80
\$ -	\$ 15,177.67	\$ 45,511.28	\$ 45,511.28	\$ -	\$ -	\$ 45,463.44	\$ 45,463.44
\$ -	\$ -	\$ -	\$ -	\$ -	\$ -	\$ 30,000.00	\$ 30,000.00
\$ -	\$ -	\$ -	\$ -	\$ -	\$ -	\$ -	\$ -
\$ -	\$ -	\$ -	\$ -	\$ -	\$ -	\$ 19,225.54	\$ 19,225.54
\$ -	\$ -	\$ -	\$ -	\$ -	\$ -	\$ -	\$ -
\$ -	\$ -	\$ -	\$ -	\$ -	\$ -	\$ -	\$ -
\$ -	\$ 15,177.67	\$ 45,511.28	\$ 45,511.28	\$ -	\$ -	\$ 94,688.98	\$ 94,688.98

GENERAL FUND ACCOUNTS COVERING THE PERIOD JULY 1, 2019, to JUNE 30, 2020
ESTIMATE OF NEEDS FOR 2020-2021

EXHIBIT "A"

Schedule 8(i), Report Of Prior Year's Expenditures				
DEPARTMENTS OF GOVERNMENT APPROPRIATED ACCOUNTS	FISCAL YEAR ENDING JUNE 30, 2019			ORIGINAL
	RESERVES	WARRANTS	BALANCE	APPROPRIATIONS
	6-30-2019	SINCE ISSUED	LAPSED APPROPRIATIONS	
80 HIGHWAY BUDGET ACCOUNT:				
80a Personal Services	\$ -	\$ -	\$ -	\$ -
80b Part Time Help	\$ -	\$ -	\$ -	\$ -
80c Travel	\$ -	\$ -	\$ -	\$ -
80d Maintenance and Operation	\$ -	\$ -	\$ -	\$ 50,000.00
80e Capital Outlay	\$ -	\$ -	\$ -	\$ -
80f Intergovernmental	\$ -	\$ -	\$ -	\$ -
80g Other -	\$ -	\$ -	\$ -	\$ -
80h Other -	\$ -	\$ -	\$ -	\$ -
80j Other -	\$ -	\$ -	\$ -	\$ -
80 Total	\$ -	\$ -	\$ -	\$ 50,000.00
82 COUNTY AUDIT BUDGET ACCOUNT:				
82a Salaries and Expense of Audit and Report	\$ -	\$ -	\$ -	\$ 54,635.39
82b Intergovernmental	\$ -	\$ -	\$ -	\$ -
82c Other - Prior Year Lapse	\$ -	\$ -	\$ -	\$ 52,146.25
82 Total	\$ -	\$ -	\$ -	\$ 106,781.64
83 BUILDING MAINTENANCE:				
83a Personal Services	\$ -	\$ -	\$ -	\$ 38,575.07
83b Part Time Help	\$ -	\$ -	\$ -	\$ 5,000.00
83c Travel	\$ -	\$ -	\$ -	\$ -
83d Maintenance and Operation	\$ 11,610.00	\$ 1,470.00	\$ 10,140.00	\$ 46,449.96
83e Capital Outlay	\$ -	\$ -	\$ -	\$ 80,000.00
83f Intergovernmental	\$ -	\$ -	\$ -	\$ -
83g Other -	\$ -	\$ -	\$ -	\$ -
83h Other -	\$ -	\$ -	\$ -	\$ -
83 Total	\$ 11,610.00	\$ 1,470.00	\$ 10,140.00	\$ 170,025.03
84 FREE FAIR BUDGET ACCOUNT:				
84a Personal Services	\$ -	\$ -	\$ -	\$ 88,702.00
84b Part Time Help	\$ -	\$ -	\$ -	\$ 2,500.00
84c Travel	\$ -	\$ -	\$ -	\$ -
84d Maintenance and Operation	\$ 8,282.17	\$ 7,987.93	\$ 294.24	\$ 69,237.00
84e Capital Outlay	\$ 8,000.00	\$ 8,000.00	\$ -	\$ 115,000.00
84f Intergovernmental	\$ -	\$ -	\$ -	\$ -
84g Premiums and Awards	\$ -	\$ -	\$ -	\$ 28,087.00
84h Other -	\$ -	\$ -	\$ -	\$ -
84i Other -	\$ -	\$ -	\$ -	\$ -
84 Total	\$ 16,282.17	\$ 15,987.93	\$ 294.24	\$ 303,526.00
86 FREE FAIR IMPROVEMENT ACCOUNT:				
86a Personal Services	\$ -	\$ -	\$ -	\$ -
86b Part Time Help	\$ -	\$ -	\$ -	\$ -
86c Travel	\$ -	\$ -	\$ -	\$ -
86d Maintenance and Operation	\$ -	\$ -	\$ -	\$ -
86e Capital Outlay	\$ -	\$ -	\$ -	\$ -
86f Intergovernmental	\$ -	\$ -	\$ -	\$ -
86g Other -	\$ -	\$ -	\$ -	\$ -
86h Other -	\$ -	\$ -	\$ -	\$ -
86 Total	\$ -	\$ -	\$ -	\$ -

GENERAL FUND ACCOUNTS COVERING THE PERIOD JULY 1, 2019, to JUNE 30, 2020
ESTIMATE OF NEEDS FOR 2020-2021

FISCAL YEAR ENDING JUNE 30, 2020					Governmental Budget Accounts		
					FISCAL YEAR 2020-2021		
SUPPLEMENTAL ADJUSTMENTS		NET AMOUNT OF APPROPRIATIONS	WARRANTS ISSUED	RESERVES	LAPSED BALANCE KNOWN TO BE UNENCUMBERED	NEEDS AS ESTIMATED BY GOVERNING BOARD	APPROVED BY COUNTY EXCISE BOARD
ADDED	CANCELLED						
\$ -	\$ -	\$ -	\$ -	\$ -	\$ -	\$ -	\$ -
\$ -	\$ -	\$ -	\$ -	\$ -	\$ -	\$ -	\$ -
\$ -	\$ -	\$ -	\$ -	\$ -	\$ -	\$ -	\$ -
\$ 507.39	\$ -	\$ 50,507.39	\$ 1,676.39	\$ -	\$ 48,831.00	\$ 50,000.00	\$ 50,000.00
\$ -	\$ -	\$ -	\$ -	\$ -	\$ -	\$ -	\$ -
\$ -	\$ -	\$ -	\$ -	\$ -	\$ -	\$ -	\$ -
\$ -	\$ -	\$ -	\$ -	\$ -	\$ -	\$ -	\$ -
\$ -	\$ -	\$ -	\$ -	\$ -	\$ -	\$ -	\$ -
\$ -	\$ -	\$ -	\$ -	\$ -	\$ -	\$ -	\$ -
\$ 507.39	\$ -	\$ 50,507.39	\$ 1,676.39	\$ -	\$ 48,831.00	\$ 50,000.00	\$ 50,000.00
\$ 52,146.25	\$ -	\$ 106,781.64	\$ -	\$ -	\$ 106,781.64	\$ 163,371.08	\$ 163,371.08
\$ -	\$ -	\$ -	\$ -	\$ -	\$ -	\$ -	\$ -
\$ -	\$ 52,146.25	\$ -	\$ -	\$ -	\$ -	\$ -	\$ -
\$ 52,146.25	\$ 52,146.25	\$ 106,781.64	\$ -	\$ -	\$ 106,781.64	\$ 163,371.08	\$ 163,371.08
\$ -	\$ -	\$ 38,575.07	\$ 38,387.82	\$ -	\$ 187.25	\$ 70,606.44	\$ 70,606.44
\$ -	\$ -	\$ 5,000.00	\$ 1,185.80	\$ -	\$ 3,814.20	\$ 5,000.00	\$ 5,000.00
\$ -	\$ -	\$ -	\$ -	\$ -	\$ -	\$ -	\$ -
\$ 15,000.00	\$ -	\$ 61,449.96	\$ 47,564.89	\$ 8,200.00	\$ 5,685.07	\$ 46,449.96	\$ 46,449.96
\$ -	\$ 15,000.00	\$ 65,000.00	\$ -	\$ -	\$ 65,000.00	\$ 80,000.00	\$ 80,000.00
\$ -	\$ -	\$ -	\$ -	\$ -	\$ -	\$ -	\$ -
\$ -	\$ -	\$ -	\$ -	\$ -	\$ -	\$ -	\$ -
\$ -	\$ -	\$ -	\$ -	\$ -	\$ -	\$ -	\$ -
\$ 15,000.00	\$ 15,000.00	\$ 170,025.03	\$ 87,138.51	\$ 8,200.00	\$ 74,686.52	\$ 202,056.40	\$ 202,056.40
\$ -	\$ -	\$ 88,702.00	\$ 88,272.08	\$ -	\$ 429.92	\$ 120,733.36	\$ 120,733.36
\$ -	\$ -	\$ 2,500.00	\$ 2,500.00	\$ -	\$ -	\$ 2,500.00	\$ 2,500.00
\$ -	\$ -	\$ -	\$ -	\$ -	\$ -	\$ -	\$ -
\$ -	\$ -	\$ 69,237.00	\$ 55,177.92	\$ 13,844.89	\$ 214.19	\$ 72,698.85	\$ 72,698.85
\$ -	\$ -	\$ 115,000.00	\$ 37,000.00	\$ 78,000.00	\$ -	\$ 90,000.00	\$ 90,000.00
\$ -	\$ -	\$ -	\$ -	\$ -	\$ -	\$ -	\$ -
\$ -	\$ -	\$ 28,087.00	\$ 28,086.00	\$ -	\$ 1.00	\$ 28,087.00	\$ 28,087.00
\$ -	\$ -	\$ -	\$ -	\$ -	\$ -	\$ -	\$ -
\$ -	\$ -	\$ -	\$ -	\$ -	\$ -	\$ -	\$ -
\$ -	\$ -	\$ 303,526.00	\$ 211,036.00	\$ 91,844.89	\$ 645.11	\$ 314,019.21	\$ 314,019.21
\$ -	\$ -	\$ -	\$ -	\$ -	\$ -	\$ -	\$ -
\$ -	\$ -	\$ -	\$ -	\$ -	\$ -	\$ -	\$ -
\$ -	\$ -	\$ -	\$ -	\$ -	\$ -	\$ -	\$ -
\$ -	\$ -	\$ -	\$ -	\$ -	\$ -	\$ -	\$ -
\$ -	\$ -	\$ -	\$ -	\$ -	\$ -	\$ -	\$ -
\$ -	\$ -	\$ -	\$ -	\$ -	\$ -	\$ -	\$ -
\$ -	\$ -	\$ -	\$ -	\$ -	\$ -	\$ -	\$ -
\$ -	\$ -	\$ -	\$ -	\$ -	\$ -	\$ -	\$ -

GENERAL FUND ACCOUNTS COVERING THE PERIOD JULY 1, 2019, to JUNE 30, 2020
ESTIMATE OF NEEDS FOR 2020-2021

4k

EXHIBIT "A"

Schedule 8(k), Report Of Prior Year's Expenditures				
DEPARTMENTS OF GOVERNMENT APPROPRIATED ACCOUNTS	FISCAL YEAR ENDING JUNE 30, 2019			ORIGINAL
	RESERVES	WARRANTS	BALANCE	APPROPRIATIONS
	6-30-2019	SINCE ISSUED	LAPSED APPROPRIATIONS	
92 BUILDING MAINTENANCE ACCOUNT:				
92a Personal Services	\$ -	\$ -	\$ -	\$ -
92b Part Time Help	\$ -	\$ -	\$ -	\$ -
92c Travel	\$ -	\$ -	\$ -	\$ -
92d Maintenance and Operation	\$ -	\$ -	\$ -	\$ -
92e Capital Outlay	\$ -	\$ -	\$ -	\$ -
92f Intergovernmental	\$ -	\$ -	\$ -	\$ -
92g Other -	\$ -	\$ -	\$ -	\$ -
92h Other -	\$ -	\$ -	\$ -	\$ -
92j Other -	\$ -	\$ -	\$ -	\$ -
92 Total	\$ -	\$ -	\$ -	\$ -
93				
93a Personal Services	\$ -	\$ -	\$ -	\$ -
93b Part Time Help	\$ -	\$ -	\$ -	\$ -
93c Travel	\$ -	\$ -	\$ -	\$ -
93d Maintenance and Operation	\$ -	\$ -	\$ -	\$ -
93e Capital Outlay	\$ -	\$ -	\$ -	\$ -
93f Intergovernmental	\$ -	\$ -	\$ -	\$ -
93g Other -	\$ -	\$ -	\$ -	\$ -
93h Other -	\$ -	\$ -	\$ -	\$ -
93 Total	\$ -	\$ -	\$ -	\$ -
94				
94a Personal Services	\$ -	\$ -	\$ -	\$ -
94b Part Time Help	\$ -	\$ -	\$ -	\$ -
94c Travel	\$ -	\$ -	\$ -	\$ -
94d Maintenance and Operation	\$ -	\$ -	\$ -	\$ -
94e Capital Outlay	\$ -	\$ -	\$ -	\$ -
94f Intergovernmental	\$ -	\$ -	\$ -	\$ -
94g Other -	\$ -	\$ -	\$ -	\$ -
94h Other -	\$ -	\$ -	\$ -	\$ -
94 Total	\$ -	\$ -	\$ -	\$ -
98 OTHER USE:				
98a Other Deductions	\$ -	\$ -	\$ -	\$ -
98 Total	\$ -	\$ -	\$ -	\$ -
TOTAL GENERAL FUND ACCOUNT	\$ 134,352.22	\$ 97,967.61	\$ 36,384.61	\$ 7,832,410.52
SUBJECT TO WARRANT ISSUE:				
99 Provision for Interest on Warrants	\$ -	\$ -	\$ -	\$ -
GRAND TOTAL GENERAL FUND	\$ 134,352.22	\$ 97,967.61	\$ 36,384.61	\$ 7,832,410.52

ESTIMATE OF NEEDS FOR THE FISCAL YEAR	
PURPOSE:	
Current Expense	
Pro rata share of County Assessor's Budget as determined by County Excise Board	
(This amount is included in the appropriated account "17 Revaluation of Real Property".)	
GRAND TOTAL - General Fund	

GENERAL FUND ACCOUNTS COVERING THE PERIOD JULY 1, 2019, to JUNE 30, 2020
ESTIMATE OF NEEDS FOR 2020-2021

FISCAL YEAR ENDING JUNE 30, 2020							Governmental Budget Accounts FISCAL YEAR 2020-2021	
SUPPLEMENTAL ADJUSTMENTS		NET AMOUNT OF APPROPRIATIONS	WARRANTS ISSUED	RESERVES	LAPSED BALANCE KNOWN TO BE UNENCUMBERED	NEEDS AS ESTIMATED BY GOVERNING BOARD	APPROVED BY COUNTY EXCISE BOARD	
ADDED	CANCELLED							
\$ -	\$ -	\$ -	\$ -	\$ -	\$ -	\$ -	\$ -	
\$ -	\$ -	\$ -	\$ -	\$ -	\$ -	\$ -	\$ -	
\$ -	\$ -	\$ -	\$ -	\$ -	\$ -	\$ -	\$ -	
\$ -	\$ -	\$ -	\$ -	\$ -	\$ -	\$ -	\$ -	
\$ -	\$ -	\$ -	\$ -	\$ -	\$ -	\$ -	\$ -	
\$ -	\$ -	\$ -	\$ -	\$ -	\$ -	\$ -	\$ -	
\$ -	\$ -	\$ -	\$ -	\$ -	\$ -	\$ -	\$ -	
\$ -	\$ -	\$ -	\$ -	\$ -	\$ -	\$ -	\$ -	
\$ -	\$ -	\$ -	\$ -	\$ -	\$ -	\$ -	\$ -	
\$ -	\$ -	\$ -	\$ -	\$ -	\$ -	\$ -	\$ -	
\$ -	\$ -	\$ -	\$ -	\$ -	\$ -	\$ -	\$ -	
\$ -	\$ -	\$ -	\$ -	\$ -	\$ -	\$ -	\$ -	
\$ -	\$ -	\$ -	\$ -	\$ -	\$ -	\$ -	\$ -	
\$ -	\$ -	\$ -	\$ -	\$ -	\$ -	\$ -	\$ -	
\$ -	\$ -	\$ -	\$ -	\$ -	\$ -	\$ -	\$ -	
\$ -	\$ -	\$ -	\$ -	\$ -	\$ -	\$ -	\$ -	
\$ -	\$ -	\$ -	\$ -	\$ -	\$ -	\$ -	\$ -	
\$ -	\$ -	\$ -	\$ -	\$ -	\$ -	\$ -	\$ -	
\$ -	\$ -	\$ -	\$ -	\$ -	\$ -	\$ -	\$ -	
\$ -	\$ -	\$ -	\$ -	\$ -	\$ -	\$ -	\$ -	
\$ -	\$ -	\$ -	\$ -	\$ -	\$ -	\$ -	\$ -	
\$ -	\$ -	\$ -	\$ -	\$ -	\$ -	\$ -	\$ -	
\$ -	\$ -	\$ -	\$ -	\$ -	\$ -	\$ -	\$ -	
\$ -	\$ -	\$ -	\$ -	\$ -	\$ -	\$ -	\$ -	
\$ -	\$ -	\$ -	\$ -	\$ -	\$ -	\$ -	\$ -	
\$ -	\$ -	\$ -	\$ -	\$ -	\$ -	\$ -	\$ -	
\$ -	\$ -	\$ -	\$ -	\$ -	\$ -	\$ -	\$ -	
\$ -	\$ -	\$ -	\$ -	\$ -	\$ -	\$ -	\$ -	
\$ -	\$ -	\$ -	\$ -	\$ -	\$ -	\$ -	\$ -	
\$ -	\$ -	\$ -	\$ -	\$ -	\$ -	\$ -	\$ -	
\$ -	\$ -	\$ -	\$ -	\$ -	\$ -	\$ -	\$ -	
\$ -	\$ -	\$ -	\$ -	\$ -	\$ -	\$ -	\$ -	
\$ -	\$ -	\$ -	\$ -	\$ -	\$ -	\$ -	\$ -	
\$ 666,410.65	\$ 487,828.74	\$ 8,010,992.43	\$ 6,837,208.23	\$ 209,735.76	\$ 964,048.44	\$ 8,083,038.30	\$ 8,058,038.30	
\$ -	\$ -	\$ -	\$ -	\$ -	\$ -	\$ -	\$ -	
\$ 666,410.65	\$ 487,828.74	\$ 8,010,992.43	\$ 6,837,208.23	\$ 209,735.76	\$ 964,048.44	\$ 8,083,038.30	\$ 8,058,038.30	

	Estimate of Needs by Governing Board	Approved by County Excise Board
	\$ 8,083,038.30	\$ 8,058,038.30
	\$ -	\$ -
	\$ 8,083,038.30	\$ 8,058,038.30

HIGHWAY FUND ACCOUNTS COVERING THE PERIOD JULY 1, 2019, to JUNE 30, 2020
ESTIMATE OF NEEDS FOR 2020-2021

EXHIBIT "D"

Schedule 1, Current Balance Sheet - June 30, 2020		Amount
ASSETS:		
Cash Balance June 30, 2020	\$	1,147,350.50
Investments	\$	-
TOTAL ASSETS	\$	1,147,350.50
LIABILITIES AND RESERVES:		
Warrants Outstanding	\$	104,301.05
Reserve for Interest on Warrants	\$	-
Reserves From Schedule 8	\$	59,089.84
TOTAL LIABILITIES AND RESERVES	\$	163,390.89
CASH FUND BALANCE JUNE 30, 2020	\$	983,959.61
TOTAL LIABILITIES, RESERVES AND CASH FUND BALANCE	\$	1,147,350.50

Schedule 5, Expenditures Highway Fund Cash Accounts of Current and All Prior Years		2019-2020
CURRENT AND ALL PRIOR YEARS		
Cash Balance Reported to Excise Board 6-30-2019	\$	-
Cash Fund Balance Transferred Out	\$	-
Cash Fund Balance Transferred In	\$	1,425,706.19
Adjusted Cash Balance	\$	1,425,706.19
Miscellaneous Revenue (Schedule 4)	\$	3,866,077.56
Cash Fund Balance Forward From Preceding Year	\$	25,763.04
Prior Expenditures Recovered	\$	-
TOTAL RECEIPTS	\$	3,891,840.60
TOTAL RECEIPTS AND BALANCE	\$	5,317,546.79
Warrants of Year in Caption	\$	4,170,196.29
Interest Paid Thereon	\$	-
TOTAL DISBURSEMENTS	\$	4,170,196.29
CASH BALANCE JUNE 30, 2020	\$	1,147,350.50
Reserve for Warrants Outstanding	\$	104,301.05
Reserve for Interest on Warrants	\$	-
Reserves From Schedule 8	\$	59,089.84
TOTAL LIABILITES AND RESERVE	\$	163,390.89
DEFICIT: (Red Figure)	\$	-
CASH BALANCE FORWARD TO SUCCEEDING YEAR	\$	983,959.61

Schedule 6, General Fund Warrant Account of Current and All Prior Years		TOTAL
CURRENT AND ALL PRIOR YEARS		
Warrants Outstanding 6-30-2019 of Year in Caption	\$	88,616.21
Warrants Registered During Year	\$	4,419,256.46
TOTAL	\$	4,507,872.67
Warrants Paid During Year	\$	4,403,571.62
Warrants Converted to Bonds or Judgements	\$	-
Warrants Cancelled	\$	-
Warrants Estopped by Statute	\$	-
TOTAL WARRANTS RETIRED	\$	4,403,571.62
BALANCE WARRANTS OUTSTANDING JUNE 30, 2020	\$	104,301.05

HIGHWAY FUND ACCOUNTS COVERING THE PERIOD JULY 1, 2019, to JUNE 30, 2020
ESTIMATE OF NEEDS FOR 2020-2021

Schedule 2, Revenue and Requirements - 2020-2021		
	Detail	Total
REVENUE:		
Cash Balance June 30, 2019	\$ 1,425,706.19	
Cash Fund Balance Transferred From Prior Years	\$ 25,763.04	
Miscellaneous Revenue Apportioned	\$ 3,866,077.56	
TOTAL REVENUE		\$ 5,317,546.79
REQUIREMENTS:		
Claims Paid by Warrants Issued & Transfer Fees Apportioned	\$ 4,274,497.34	
Reserves From Schedule 8	\$ 59,089.84	
Interest Paid on Warrants	\$ -	
Reserve for Interest on Warrants	\$ -	
TOTAL REQUIREMENTS		\$ 4,333,587.18
ADD: CASH FUND BALANCE AS PER BALANCE SHEET 6-30-2020		\$ 983,959.61
TOTAL REQUIREMENTS AND CASH FUND BALANCE		\$ 5,317,546.79

Schedule 5, (Continued)						
2018-2019	2017-2018	2016-2017	2015-2016	2014-2015	2013-2014	TOTAL
\$ 1,684,844.56	\$ -	\$ -	\$ -	\$ -	\$ -	\$ 1,684,844.56
\$ 1,425,706.19	\$ -	\$ -	\$ -	\$ -	\$ -	\$ 1,425,706.19
\$ -	\$ -	\$ -	\$ -	\$ -	\$ -	\$ 1,425,706.19
\$ 259,138.37	\$ -	\$ -	\$ -	\$ -	\$ -	\$ 1,684,844.56
\$ -	\$ -	\$ -	\$ -	\$ -	\$ -	\$ 3,866,077.56
\$ -	\$ -	\$ -	\$ -	\$ -	\$ -	\$ 25,763.04
\$ -	\$ -	\$ -	\$ -	\$ -	\$ -	\$ -
\$ -	\$ -	\$ -	\$ -	\$ -	\$ -	\$ 3,891,840.60
\$ 259,138.37	\$ -	\$ -	\$ -	\$ -	\$ -	\$ 5,576,685.16
\$ 233,375.33	\$ -	\$ -	\$ -	\$ -	\$ -	\$ 4,403,571.62
\$ -	\$ -	\$ -	\$ -	\$ -	\$ -	\$ -
\$ 233,375.33	\$ -	\$ -	\$ -	\$ -	\$ -	\$ 4,403,571.62
\$ 25,763.04	\$ -	\$ -	\$ -	\$ -	\$ -	\$ 1,173,113.54
\$ -	\$ -	\$ -	\$ -	\$ -	\$ -	\$ 104,301.05
\$ -	\$ -	\$ -	\$ -	\$ -	\$ -	\$ -
\$ -	\$ -	\$ -	\$ -	\$ -	\$ -	\$ 59,089.84
\$ -	\$ -	\$ -	\$ -	\$ -	\$ -	\$ 163,390.89
\$ -	\$ -	\$ -	\$ -	\$ -	\$ -	\$ -
\$ 25,763.04	\$ -	\$ -	\$ -	\$ -	\$ -	\$ 1,009,722.65

Schedule 6, (Continued)						
2019-2020	2018-2019	2017-2018	2016-2017	2015-2016	2014-2015	2013-2014
\$ -	\$ 88,616.21	\$ -	\$ -	\$ -	\$ -	\$ -
\$ 4,274,497.34	\$ 144,759.12	\$ -	\$ -	\$ -	\$ -	\$ -
\$ 4,274,497.34	\$ 233,375.33	\$ -	\$ -	\$ -	\$ -	\$ -
\$ 4,170,196.29	\$ 233,375.33	\$ -	\$ -	\$ -	\$ -	\$ -
\$ -	\$ -	\$ -	\$ -	\$ -	\$ -	\$ -
\$ -	\$ -	\$ -	\$ -	\$ -	\$ -	\$ -
\$ -	\$ -	\$ -	\$ -	\$ -	\$ -	\$ -
\$ 4,170,196.29	\$ 233,375.33	\$ -	\$ -	\$ -	\$ -	\$ -
\$ 104,301.05	\$ -	\$ -	\$ -	\$ -	\$ -	\$ -

HIGHWAY FUND ACCOUNTS COVERING THE PERIOD JULY 1, 2019, to JUNE 30, 2020
ESTIMATE OF NEEDS FOR 2020-2021

2a

EXHIBIT "D"

Schedule 4, Miscellaneous Revenue	2019-2020 ACCOUNT	
	SOURCE	
	AMOUNT ESTIMATED	ACTUALLY COLLECTED
1000 CHARGES FOR SERVICES		
1116 County Engineer Fees	\$ -	\$ -
1118 Other - Miscellaneous	\$ -	\$ 24,722.17
1119 Other -	\$ -	\$ -
1120 Other -	\$ -	\$ -
Total Charges For Services	\$ -	\$ 24,722.17
INTERGOVERNMENTAL REVENUES:		
2000 INTERGOVERNMENTAL REVENUES - LOCAL SOURCES:		
2118 O.S.U. Extension Reimbursement	\$ -	\$ -
2121 Highway Budget Account Miscellaneous	\$ -	\$ -
2122 Local Participation (Project)	\$ -	\$ -
2123 Other - INCOG Reimbursement	\$ -	\$ -
2124 Other -	\$ -	\$ -
Total - Local Sources	\$ -	\$ -
3000 INTERGOVERNMENTAL REVENUES - STATE SOURCES:		
3120 County Sales Tax - OTC	\$ -	\$ -
3121 OTC- (0912) Gross Production Tax For Roads - Unrestricted	\$ -	\$ 559,947.62
3122 OTC- (1212) Diesel Fuel T68 Sec 500.7 4B For Roads - Unrestricted	\$ -	\$ 564,402.88
3123 OTC- (2012) Diesel Fuel T68 Sec 500.7 4D For Roads - Unrestricted	\$ -	\$ -
3124 OTC- (1612) Diesel Fuel - Restricted Road Maintenance - Primary	\$ -	\$ -
3125 OTC- (1112) Diesel Fuel T68 Sec 500.7 4C For Roads - Restricted	\$ -	\$ -
3126 OTC- (1012) Diesel Fuel T68 Sec 500.7 4A For Roads - Unrestricted	\$ -	\$ -
3127 OTC- (0312) Gas Excise T68 Sec 500.6 4D For Roads - Unrestricted	\$ -	\$ 1,395,612.21
3128 OTC- (1412) Gas Excise T68 Sec 500.6 4B For Roads - Unrestricted	\$ -	\$ -
3129 OTC- (2112) Gas Excise T68 Sec 500.6 4E For Roads - Unrestricted	\$ -	\$ -
3130 OTC- (1712) Gas Excise - Restricted Road Maintenance - Primary	\$ -	\$ -
3131 OTC- (0212) Gas Excise T68 Sec 500.6 4C For Roads - Restricted	\$ -	\$ -
3132 OTC- (0112) Gas Excise T68 Sec 500.6 4A For Roads - Unrestricted	\$ -	\$ -
3133 OTC- (0612) Special Fuel Use Tax 1/2¢ For Roads - Unrestricted	\$ -	\$ 118.83
3134 OTC- (0712) Special Fuel .06¢ HB1061 For Roads -Unrestricted	\$ -	\$ -
3135 OTC- (0512) Special Fuel Tax 1¢ HB549 For Roads - Unrestricted	\$ -	\$ -
3136 OTC- (COR) Special Fuel 1/2¢ HB1450 For Roads - Unrestricted	\$ -	\$ -
3137 OTC- (1912) Special Fuel-Restricted Road Maintenance - Primary	\$ -	\$ -
3138 OTC- (0412) Special Fuel Use Tax .065¢ For Roads - Unrestricted	\$ -	\$ -
3139 OTC- (0812) Motor Vehicle Collections For Roads - Unrestricted	\$ -	\$ 732,633.95
3140 OTC- (1812) Motor Vehicle Collections / County Roads - Restricted	\$ -	\$ 262,088.65
3141 OTC- (1312) Motor Vehicle Collections / Roads CRIF - Unrestricted	\$ -	\$ 380,587.26
3142 OTC- () Other -	\$ -	\$ -
3143 OTC- () Other -	\$ -	\$ -
3143 OTC- () Other -	\$ -	\$ -
Sub-Total - OTC	\$ -	\$ 3,895,391.40
3219 State Grants	\$ -	\$ -
3221 Civil Defense Reimbursement	\$ -	\$ -
3222 Emergency Management Reimbursement	\$ -	\$ -
3224 Tick Et Total Miscellaneous Revenue	\$ -	\$ -
3226 State Participation (Project)	\$ -	\$ -
3227 Other -	\$ -	\$ -
3228 Other -	\$ -	\$ -
Total State Sources	\$ -	\$ 3,895,391.40

Continued on page 2b

Tuesday, September 01, 2020

HIGHWAY FUND ACCOUNTS COVERING THE PERIOD JULY 1, 2019, to JUNE 30, 2020
ESTIMATE OF NEEDS FOR 2020-2021

2019-2020 ACCOUNT OVER (UNDER)	BASIS AND LIMIT OF ENSUING ESTIMATE	2020-2021 ACCOUNT		
		CHARGEABLE INCOME	ESTIMATED BY GOVERNING BOARD	APPROVED BY EXCISE BOARD
\$ -	90.00%	\$ -	\$ -	\$ -
\$ 24,722.17	0.00%	\$ -	\$ -	\$ -
\$ -	90.00%	\$ -	\$ -	\$ -
\$ -	90.00%	\$ -	\$ -	\$ -
\$ 24,722.17		\$ -	\$ -	\$ -
\$ -	90.00%	\$ -	\$ -	\$ -
\$ -	90.00%	\$ -	\$ -	\$ -
\$ -	90.00%	\$ -	\$ -	\$ -
\$ -	90.00%	\$ -	\$ -	\$ -
\$ -	90.00%	\$ -	\$ -	\$ -
\$ -	90.00%	\$ -	\$ -	\$ -
\$ -	90.00%	\$ -	\$ -	\$ -
\$ -	90.00%	\$ -	\$ -	\$ -
\$ -	90.00%	\$ -	\$ -	\$ -
\$ 559,947.62	0.00%	\$ -	\$ -	\$ -
\$ 564,402.88	0.00%	\$ -	\$ -	\$ -
\$ -	90.00%	\$ -	\$ -	\$ -
\$ -	90.00%	\$ -	\$ -	\$ -
\$ -	90.00%	\$ -	\$ -	\$ -
\$ -	90.00%	\$ -	\$ -	\$ -
\$ -	90.00%	\$ -	\$ -	\$ -
\$ 1,395,612.21	0.00%	\$ -	\$ -	\$ -
\$ -	90.00%	\$ -	\$ -	\$ -
\$ -	90.00%	\$ -	\$ -	\$ -
\$ -	90.00%	\$ -	\$ -	\$ -
\$ -	90.00%	\$ -	\$ -	\$ -
\$ -	90.00%	\$ -	\$ -	\$ -
\$ -	90.00%	\$ -	\$ -	\$ -
\$ -	90.00%	\$ -	\$ -	\$ -
\$ -	90.00%	\$ -	\$ -	\$ -
\$ -	90.00%	\$ -	\$ -	\$ -
\$ -	90.00%	\$ -	\$ -	\$ -
\$ 118.83	0.00%	\$ -	\$ -	\$ -
\$ -	90.00%	\$ -	\$ -	\$ -
\$ -	90.00%	\$ -	\$ -	\$ -
\$ -	90.00%	\$ -	\$ -	\$ -
\$ -	90.00%	\$ -	\$ -	\$ -
\$ -	90.00%	\$ -	\$ -	\$ -
\$ -	90.00%	\$ -	\$ -	\$ -
\$ -	90.00%	\$ -	\$ -	\$ -
\$ -	90.00%	\$ -	\$ -	\$ -
\$ 732,633.95	0.00%	\$ -	\$ -	\$ -
\$ 262,088.65	0.00%	\$ -	\$ -	\$ -
\$ 380,587.26	0.00%	\$ -	\$ -	\$ -
\$ -	90.00%	\$ -	\$ -	\$ -
\$ -	90.00%	\$ -	\$ -	\$ -
\$ -	90.00%	\$ -	\$ -	\$ -
\$ 3,895,391.40		\$ -	\$ -	\$ -
\$ -	90.00%	\$ -	\$ -	\$ -
\$ -	90.00%	\$ -	\$ -	\$ -
\$ -	90.00%	\$ -	\$ -	\$ -
\$ -	90.00%	\$ -	\$ -	\$ -
\$ -	90.00%	\$ -	\$ -	\$ -
\$ -	90.00%	\$ -	\$ -	\$ -
\$ -	90.00%	\$ -	\$ -	\$ -
\$ -	90.00%	\$ -	\$ -	\$ -
\$ 3,895,391.40		\$ -	\$ -	\$ -

HIGHWAY FUND ACCOUNTS COVERING THE PERIOD JULY 1, 2019, to JUNE 30, 2020
ESTIMATE OF NEEDS FOR 2020-2021

2b

EXHIBIT "D"

Schedule 4, Miscellaneous Revenue		2019-2020 ACCOUNT	
SOURCE		AMOUNT ESTIMATED	ACTUALLY COLLECTED
Continued from page 2a			
4000 INTERGOVERNMENTAL REVENUES - FEDERAL SOURCES:			
4112 Federal Grants		\$ -	\$ -
4113 J.T.P.A. Salary Reimbursement		\$ -	\$ -
4114 Federal Emergency Management Agency (FEMA)		\$ -	\$ 10,950.71
4115 Federal Participation (Project)		\$ -	\$ -
4116 Other -		\$ -	\$ -
4117 Other -		\$ -	\$ -
Total Federal Sources		\$ -	\$ 10,950.71
Grand Total Intergovernmental Revenues		\$ -	\$ 3,906,342.11
5000 MISCELLANEOUS REVENUE:			
5111 Interest on Investments		\$ -	\$ -
5112 Rental or Lease of County Property		\$ -	\$ -
5113 Sale of County Property		\$ -	\$ -
5114 Royalty		\$ -	\$ -
5116 Insurance Recoveries		\$ -	\$ -
5117 Insurance Reimbursement		\$ -	\$ -
5126 Vending Machine Commissions		\$ -	\$ -
5127 Other Concessions		\$ -	\$ -
5129 Refunds and Reimbursements		\$ -	\$ -
5130 Other - Motor Vehicle Forfeiture		\$ -	\$ 965.63
5131 Other -		\$ -	\$ -
Total Miscellaneous Revenue		\$ -	\$ 965.63
6000 NON-REVENUE RECEIPTS:			
6111 Contributions to Other Funds		\$ -	\$ (65,952.35)
Grand Total Highway Fund		\$ -	\$ 3,866,077.56

Schedule 9, Highway Fund Investments						
INVESTED IN	Investments on Hand June 30, 2019	Since Purchased	LIQUIDATIONS		Barred by Court Order	Investments on Hand June 30, 2020
			By Collections of Cost	Amortized Premium		
	\$ -	\$ -	\$ -	\$ -	\$ -	\$ -
	\$ -	\$ -	\$ -	\$ -	\$ -	\$ -
	\$ -	\$ -	\$ -	\$ -	\$ -	\$ -
	\$ -	\$ -	\$ -	\$ -	\$ -	\$ -
	\$ -	\$ -	\$ -	\$ -	\$ -	\$ -
	\$ -	\$ -	\$ -	\$ -	\$ -	\$ -
	\$ -	\$ -	\$ -	\$ -	\$ -	\$ -
	\$ -	\$ -	\$ -	\$ -	\$ -	\$ -
	\$ -	\$ -	\$ -	\$ -	\$ -	\$ -
TOTAL INVESTMENTS	\$ -	\$ -	\$ -	\$ -	\$ -	\$ -

HIGHWAY FUND ACCOUNTS COVERING THE PERIOD JULY 1, 2019, to JUNE 30, 2020
ESTIMATE OF NEEDS FOR 2020-2021

2019-2020 ACCOUNT OVER (UNDER)	BASIS AND LIMIT OF ENSUING ESTIMATE	2020-2021 ACCOUNT		
		CHARGEABLE INCOME	ESTIMATED BY GOVERNING BOARD	APPROVED BY EXCISE BOARD
\$ -	90.00%	\$ -	\$ -	\$ -
\$ -	90.00%	\$ -	\$ -	\$ -
\$ 10,950.71	0.00%	\$ -	\$ -	\$ -
\$ -	90.00%	\$ -	\$ -	\$ -
\$ -	90.00%	\$ -	\$ -	\$ -
\$ -	90.00%	\$ -	\$ -	\$ -
\$ 10,950.71		\$ -	\$ -	\$ -
\$ 3,931,064.28		\$ -	\$ -	\$ -
\$ -	90.00%	\$ -	\$ -	\$ -
\$ -	90.00%	\$ -	\$ -	\$ -
\$ -	90.00%	\$ -	\$ -	\$ -
\$ -	90.00%	\$ -	\$ -	\$ -
\$ -	90.00%	\$ -	\$ -	\$ -
\$ -	90.00%	\$ -	\$ -	\$ -
\$ -	90.00%	\$ -	\$ -	\$ -
\$ -	90.00%	\$ -	\$ -	\$ -
\$ -	90.00%	\$ -	\$ -	\$ -
\$ -	90.00%	\$ -	\$ -	\$ -
\$ 965.63	0.00%	\$ -	\$ -	\$ -
\$ -	90.00%	\$ -	\$ -	\$ -
\$ 965.63		\$ -	\$ -	\$ -
\$ (65,952.35)	0.00%	\$ -	\$ -	\$ -
\$ 3,866,077.56		\$ -	\$ -	\$ -

HIGHWAY FUND ACCOUNTS COVERING THE PERIOD JULY 1, 2019, to JUNE 30, 2020
ESTIMATE OF NEEDS FOR 2020-2021

EXHIBIT "D"

3b

Schedule 8(b), Report Of Prior Year's Expenditures				
DEPARTMENTS OF GOVERNMENT APPROPRIATED ACCOUNTS	FISCAL YEAR ENDING JUNE 30, 2019			ORIGINAL
	RESERVES	WARRANTS	BALANCE	APPROPRIATIONS
	6-30-2019	SINCE ISSUED	LAPSED APPROPRIATIONS	
92 UNRESTRICTED HIGHWAY BUDGET ACCOUNT:				
92a Personal Services	\$ -	\$ -	\$ -	\$ -
92b Part Time Help	\$ -	\$ -	\$ -	\$ -
92c Travel	\$ -	\$ -	\$ -	\$ -
92d Maintenance and Operation	\$ 76,176.73	\$ 50,413.69	\$ 25,763.04	\$ -
92e Capital Outlay	\$ 94,345.43	\$ 94,345.43	\$ -	\$ -
92f Intergovernmental	\$ -	\$ -	\$ -	\$ -
92g Machinery and Equipment Lease Rental	\$ -	\$ -	\$ -	\$ -
92h Other - Circuit Engineer District	\$ -	\$ -	\$ -	\$ -
92j Other -	\$ -	\$ -	\$ -	\$ -
92 Total	\$ 170,522.16	\$ 144,759.12	\$ 25,763.04	\$ -
93 CIRCUIT ENGINEER BUDGET ACCOUNT:				
93a Personal Services	\$ -	\$ -	\$ -	\$ -
93b Part Time Help	\$ -	\$ -	\$ -	\$ -
93c Travel	\$ -	\$ -	\$ -	\$ -
93d Maintenance and Operation	\$ -	\$ -	\$ -	\$ -
93e Capital Outlay	\$ -	\$ -	\$ -	\$ -
93f Intergovernmental	\$ -	\$ -	\$ -	\$ -
93g Other - Circuit Engineer District	\$ -	\$ -	\$ -	\$ -
93h Other -	\$ -	\$ -	\$ -	\$ -
93 Total	\$ -	\$ -	\$ -	\$ -
94 PRIMARY ROADS HIGHWAY BUDGET ACCOUNT:				
94a Personal Services	\$ -	\$ -	\$ -	\$ -
94b Part Time Help	\$ -	\$ -	\$ -	\$ -
94c Travel	\$ -	\$ -	\$ -	\$ -
94d Maintenance and Operation	\$ -	\$ -	\$ -	\$ -
94e Capital Outlay	\$ -	\$ -	\$ -	\$ -
94f Intergovernmental	\$ -	\$ -	\$ -	\$ -
94g Other -	\$ -	\$ -	\$ -	\$ -
94h Other -	\$ -	\$ -	\$ -	\$ -
94 Total	\$ -	\$ -	\$ -	\$ -
98 OTHER USE:				
98a Other Deductions	\$ -	\$ -	\$ -	\$ -
98 Total	\$ -	\$ -	\$ -	\$ -
TOTAL HIGHWAY FUND ACCOUNT	\$ 170,522.16	\$ 144,759.12	\$ 25,763.04	\$ -
SUBJECT TO WARRANT ISSUE:				
99 Provision for Interest on Warrants	\$ -	\$ -	\$ -	\$ -
GRAND TOTAL HIGHWAY FUND	\$ 170,522.16	\$ 144,759.12	\$ 25,763.04	\$ -

ESTIMATE OF NEEDS FOR THE FISCAL YEAR
PURPOSE:
Current Expense
Highway Funds are appropriated monthly. Funds cannot be encumbered until appropriations are made.
The "Governmental Budget Accounts" for Fiscal Year 2020-2021, are presented for financial forecasting purposes only!
GRAND TOTAL - CO-OP FUND

HEALTH FUND ACCOUNTS COVERING THE PERIOD JULY 1, 2019, to JUNE 30, 2020
ESTIMATE OF NEEDS FOR 2020-2021

EXHIBIT "E"

PAGE 1

Schedule 1, Current Balance Sheet - June 30, 2020		Amount
ASSETS:		
Cash Balance June 30, 2019	\$	1,844,426.33
Investments	\$	-
TOTAL ASSETS	\$	1,844,426.33
LIABILITIES AND RESERVES:		
Warrants Outstanding	\$	345,227.15
Reserve for Interest on Warrants	\$	-
Reserves From Schedule 8	\$	280,954.65
TOTAL LIABILITIES AND RESERVES	\$	626,181.80
CASH FUND BALANCE JUNE 30, 2020	\$	1,218,244.53
TOTAL LIABILITIES, RESERVES AND CASH FUND BALANCE	\$	1,844,426.33

Schedule 2, Revenue and Requirements - 2020-2021		
	Detail	Total
REVENUE:		
Cash Balance June 30, 2019	\$ 955,322.38	
Cash Fund Balance Transferred From Prior Years	\$ 88,213.11	
Current Ad Valorem Tax Apportioned	\$ 1,337,468.55	
Miscellaneous Revenue Apportioned	\$ 21,734.58	
TOTAL REVENUE		\$ 2,402,738.62
REQUIREMENTS:		
Claims Paid by Warrants Issued	\$ 903,539.44	
Reserves From Schedule 8	\$ 280,954.65	
Interest Paid on Warrants	\$ -	
Reserve for Interest on Warrants	\$ -	
TOTAL REQUIREMENTS		\$ 1,184,494.09
ADD: CASH FUND BALANCE AS PER BALANCE SHEET 6-30-2020		\$ 1,218,244.53
TOTAL REQUIREMENTS AND CASH FUND BALANCE		\$ 2,402,738.62

Schedule 3, Cash Fund Balance Analysis - June 30, 2020		Amount
ADDITIONS:		
Miscellaneous Revenue Collected in Excess of Estimates-Net	\$	21,734.58
Warrants Estopped, Cancelled or Converted	\$	-
Fiscal Year 2019-2020 Lapsed Appropriations	\$	1,052,194.56
Fiscal Year 2018-2019 Lapsed Appropriations	\$	39,024.74
Ad Valorem Tax Collections in Excess of Estimate	\$	60,987.16
Prior Years Ad Valorem Tax	\$	49,188.37
TOTAL ADDITIONS	\$	1,223,129.41
DEDUCTIONS:		
Supplemental Appropriations	\$	4,884.88
Current Tax in Process of Collection	\$	-
TOTAL DEDUCTIONS	\$	4,884.88
Cash Fund Balance as per Balance Sheet 6-30-2020	\$	1,218,244.53
Composition of Cash Fund Balance:		
Cash	\$	1,218,244.53
Cash Fund Balance as per Balance Sheet 6-30-2020	\$	1,218,244.53

HEALTH FUND ACCOUNTS COVERING THE PERIOD JULY 1, 2019, to JUNE 30, 2020
ESTIMATE OF NEEDS FOR 2020-2021

EXHIBIT "E"

Schedule 4, Miscellaneous Revenue SOURCE	2019-2020 ACCOUNT	
	AMOUNT	ACTUALLY
	ESTIMATED	COLLECTED
1000 CHARGES FOR SERVICES		
1111 Clinical Services	\$ -	\$ -
1112 Laboratory Services	\$ -	\$ -
1113 Immunizations	\$ -	\$ -
1114 Dental Service Fees	\$ -	\$ -
1115 Child Guidance Services	\$ -	\$ -
1116 Early Test-Early Care	\$ -	\$ -
1117 Food Service Test and Certification	\$ -	\$ -
1118 Pool/Spa Certification	\$ -	\$ -
1119 Sewage and Perk Test	\$ -	\$ -
1120 Public Bathing Licenses	\$ -	\$ -
1121 Other Licenses	\$ -	\$ -
1122 Miscellaneous Health Fees	\$ -	\$ -
1123 Other - County Health Fees	\$ -	\$ 4,884.88
1124 Other -	\$ -	\$ -
1125 Other -	\$ -	\$ -
Total Charges For Services	\$ -	\$ 4,884.88
INTERGOVERNMENTAL REVENUE		
2000 INTERGOVERNMENTAL REVENUE - LOCAL SOURCES:		
2111 Mobile Home Tax	\$ -	\$ -
2112 Housing Authority Payments in Lieu of Tax Revenue	\$ -	\$ 4,447.20
2113 Revaluation of Real Property Reimbursements	\$ -	\$ -
2114 Manufacturing Exempt Reimbursement	\$ -	\$ -
2115 Public Health Contributions	\$ -	\$ -
2116 Perinatal Health Program	\$ -	\$ -
2117 Community Care - HMO	\$ -	\$ -
2118 Other -	\$ -	\$ -
2124 Other -	\$ -	\$ -
Total - Local Sources	\$ -	\$ 4,447.20
3000 INTERGOVERNMENTAL REVENUES - STATE SOURCES:		
3211 State Land Payments	\$ -	\$ 1.59
3212 State Payments in Lieu of Tax Revenue	\$ -	\$ -
3213 Homestead Exemption Reimbursement	\$ -	\$ -
3214 Additional Homestead Exemption Reimbursement	\$ -	\$ -
3215 State Grants	\$ -	\$ -
3216 Oklahoma Dept. of Environmental Quality	\$ -	\$ -
3217 STD Program (State)	\$ -	\$ -
3218 Water Resources Board	\$ -	\$ -
3219 Oklahoma Conservation Commission	\$ -	\$ -
3220 Welfare Agencic Sub-Total - OTC	\$ -	\$ -
3221 Early Intervention (State)	\$ -	\$ -
3222 Eldercare	\$ -	\$ -
3223 Child Abuse Prevention	\$ -	\$ -
3224 Adolescent Health - State	\$ -	\$ -
3225 TB - State	\$ -	\$ -
3226 Other State Reimbursements	\$ -	\$ -
3227 Other -	\$ -	\$ -
3228 Other -	\$ -	\$ -
Total - State Sources	\$ -	\$ 1.59

Continued on page 2b

Tuesday, September 01, 2020

HEALTH FUND ACCOUNTS COVERING THE PERIOD JULY 1, 2019, to JUNE 30, 2020
ESTIMATE OF NEEDS FOR 2020-2021

2019-2020 ACCOUNT OVER (UNDER)	BASIS AND LIMIT OF ENSUING ESTIMATE	2020-2021 ACCOUNT		
		CHARGEABLE INCOME	ESTIMATED BY GOVERNING BOARD	APPROVED BY EXCISE BOARD
\$ -	90.00%	\$ -	\$ -	\$ -
\$ -	90.00%	\$ -	\$ -	\$ -
\$ -	90.00%	\$ -	\$ -	\$ -
\$ -	90.00%	\$ -	\$ -	\$ -
\$ -	90.00%	\$ -	\$ -	\$ -
\$ -	90.00%	\$ -	\$ -	\$ -
\$ -	90.00%	\$ -	\$ -	\$ -
\$ -	90.00%	\$ -	\$ -	\$ -
\$ -	90.00%	\$ -	\$ -	\$ -
\$ -	90.00%	\$ -	\$ -	\$ -
\$ -	90.00%	\$ -	\$ -	\$ -
\$ -	90.00%	\$ -	\$ -	\$ -
\$ -	90.00%	\$ -	\$ -	\$ -
\$ -	90.00%	\$ -	\$ -	\$ -
\$ 4,884.88	0.00%	\$ -	\$ -	\$ -
\$ -	90.00%	\$ -	\$ -	\$ -
\$ -	90.00%	\$ -	\$ -	\$ -
\$ 4,884.88		\$ -	\$ -	\$ -
\$ -	90.00%	\$ -	\$ -	\$ -
\$ 4,447.20	0.00%	\$ -	\$ -	\$ -
\$ -	90.00%	\$ -	\$ -	\$ -
\$ -	90.00%	\$ -	\$ -	\$ -
\$ -	90.00%	\$ -	\$ -	\$ -
\$ -	90.00%	\$ -	\$ -	\$ -
\$ -	90.00%	\$ -	\$ -	\$ -
\$ -	90.00%	\$ -	\$ -	\$ -
\$ -	90.00%	\$ -	\$ -	\$ -
\$ -	90.00%	\$ -	\$ -	\$ -
\$ 9,332.08		\$ -	\$ -	\$ -
\$ 1.59	0.00%	\$ -	\$ -	\$ -
\$ -	90.00%	\$ -	\$ -	\$ -
\$ -	90.00%	\$ -	\$ -	\$ -
\$ -	90.00%	\$ -	\$ -	\$ -
\$ -	90.00%	\$ -	\$ -	\$ -
\$ -	90.00%	\$ -	\$ -	\$ -
\$ -	90.00%	\$ -	\$ -	\$ -
\$ -	90.00%	\$ -	\$ -	\$ -
\$ -	90.00%	\$ -	\$ -	\$ -
\$ -	90.00%	\$ -	\$ -	\$ -
\$ -	90.00%	\$ -	\$ -	\$ -
\$ -	90.00%	\$ -	\$ -	\$ -
\$ -	90.00%	\$ -	\$ -	\$ -
\$ -	90.00%	\$ -	\$ -	\$ -
\$ -	90.00%	\$ -	\$ -	\$ -
\$ -	90.00%	\$ -	\$ -	\$ -
\$ -	90.00%	\$ -	\$ -	\$ -
\$ -	90.00%	\$ -	\$ -	\$ -
\$ 1.59		\$ -	\$ -	\$ -

HEALTH FUND ACCOUNTS COVERING THE PERIOD JULY 1, 2019, to JUNE 30, 2020
ESTIMATE OF NEEDS FOR 2020-2021

2b

EXHIBIT "E"

Schedule 4, Miscellaneous Revenue		2019-2020 ACCOUNT	
SOURCE			
	AMOUNT ESTIMATED	ACTUALLY COLLECTED	
Continued from page 2a			
4000 INTERGOVERNMENTAL REVENUES - FEDERAL SOURCES:			
4111 Federal Grants	\$ -	\$ -	
4112 Federal Payments in Lieu of Tax Revenues	\$ -	\$ -	
4113 Bureau of Land Management	\$ -	\$ -	
4114 Adolescent Health - Federal	\$ -	\$ -	
4115 Women Infants and Children	\$ -	\$ -	
4116 Maternity Care (Medicaid)	\$ -	\$ -	
4117 EPSDT (Medicaid)	\$ -	\$ -	
4118 Family Planning (Medicaid)	\$ -	\$ -	
4119 Early Intervention (Federal)	\$ -	\$ -	
4120 Oklahoma Dept. of Environmental Quality (Federal)	\$ -	\$ -	
4121 STD Program (Federal)	\$ -	\$ -	
4122 Ryan-White Program	\$ -	\$ -	
4123 Immunization Action Plan	\$ -	\$ -	
4124 Direct Observed Therapy	\$ -	\$ -	
4125 Summer Food Service	\$ -	\$ -	
4126 Other -	\$ -	\$ -	
4127 Other -	\$ -	\$ -	
4128 Other -	\$ -	\$ -	
Total Federal Sources	\$ -	\$ -	
Grand Total Intergovernmental Revenues	\$ -	\$ 4,448.79	
5000 MISCELLANEOUS REVENUE:			
5111 Interest on Investments	\$ -	\$ 12,400.91	
5112 Insurance Recoveries	\$ -	\$ -	
5113 Insurance Reimbursements	\$ -	\$ -	
5114 Copies	\$ -	\$ -	
5115 Return Check Charges	\$ -	\$ -	
5116 Utility Reimbursements	\$ -	\$ -	
5117 Other Refunds and Reimbursements	\$ -	\$ -	
5118 Resale Property Fund Distribution	\$ -	\$ -	
5119 Sale of Property	\$ -	\$ -	
5120 Sale of Equipment	\$ -	\$ -	
5121 Vending Machine Commissions	\$ -	\$ -	
5122 Other Concessions	\$ -	\$ -	
5123 Public Records Fee	\$ -	\$ -	
5124 Record Search Fee	\$ -	\$ -	
5125 Car Seat Sales	\$ -	\$ -	
5126 Health Fairs	\$ -	\$ -	
5127 Salvage Sales	\$ -	\$ -	
5128 Project Women	\$ -	\$ -	
5129 Community Care - HMO	\$ -	\$ -	
5130 Other -	\$ -	\$ -	
5131 Other -	\$ -	\$ -	
5132 Other -	\$ -	\$ -	
Total Miscellaneous Revenue	\$ -	\$ 12,400.91	
6000 NON-REVENUE RECEIPTS:			
6111 Contributions from Other Funds	\$ -	\$ -	
Grand Total Health Fund	\$ -	\$ 21,734.58	

HEALTH FUND ACCOUNTS COVERING THE PERIOD JULY 1, 2019, to JUNE 30, 2020
ESTIMATE OF NEEDS FOR 2020-2021

EXHIBIT "E"

Schedule 5, Expenditures Health Fund Cash Accounts of Current and All Prior Years		2019-2020
CURRENT AND ALL PRIOR YEARS		
Cash Balance Reported to Excise Board 6-30-2019	\$	-
Cash Fund Balance Transferred Out	\$	-
Cash Fund Balance Transferred In	\$	955,322.38
Adjusted Cash Balance	\$	955,322.38
Ad Valorem Tax Apportioned To Year In Caption	\$	1,337,468.55
Miscellaneous Revenue (Schedule 4)	\$	21,734.58
Cash Fund Balance Forward From Preceding Year	\$	88,213.11
Prior Expenditures Recovered	\$	-
TOTAL RECEIPTS	\$	1,447,416.24
TOTAL RECEIPTS AND BALANCE	\$	2,402,738.62
Warrants of Year in Caption	\$	558,312.29
Interest Paid Thereon	\$	-
TOTAL DISBURSEMENTS	\$	558,312.29
CASH BALANCE JUNE 30, 2020	\$	1,844,426.33
Reserve for Warrants Outstanding	\$	345,227.15
Reserve for Interest on Warrants	\$	-
Reserves From Schedule 8	\$	280,954.65
TOTAL LIABILITES AND RESERVE	\$	626,181.80
DEFICIT: (Red Figure)	\$	-
CASH BALANCE FORWARD TO SUCCEEDING YEAR	\$	1,218,244.53

Schedule 6, Health Fund Warrant Account of Current and All Prior Years		TOTAL
CURRENT AND ALL PRIOR YEARS		
Warrants Outstanding 6-30-2019 of Year in Caption	\$	4,474.22
Warrants Registered During Year	\$	1,063,768.05
TOTAL	\$	1,068,242.27
Warrants Paid During Year	\$	723,015.12
Warrants Converted to Bonds or Judgements	\$	-
Warrants Cancelled	\$	-
Warrants Estopped by Statute	\$	-
TOTAL WARRANTS RETIRED	\$	723,015.12
BALANCE WARRANTS OUTSTANDING JUNE 30, 2020	\$	345,227.15

Schedule 7, 2019 Ad Valorem Tax Account			
2019 Net Valuation Certified To County Excise Board	\$	548,649,922.00	2.570 Mills
			Amount
Total Proceeds of Levy as Certified	\$	1,410,030.30	
Additions:	\$	-	
Deductions:	\$	-	
Gross Balance Tax	\$	1,410,030.30	
Less Reserve for Delinquent Tax	\$	133,548.91	
Reserve for Protest Pending	\$	-	
Balance Available Tax	\$	1,276,481.39	
Deduct 2019 Tax Apportioned	\$	1,337,468.55	
Net Balance 2019 Tax in Process of Collection or	\$	-	
Excess Collections	\$	60,987.16	

HEALTH FUND ACCOUNTS COVERING THE PERIOD JULY 1, 2019, to JUNE 30, 2020
ESTIMATE OF NEEDS FOR 2020-2021

Schedule 5, (Continued)						
2018-2019	2017-2018	2016-2017	2015-2016	2014-2015	2013-2014	TOTAL
\$ 1,159,049.95	\$ -	\$ -	\$ -	\$ -	\$ -	\$ 1,159,049.95
\$ 955,322.38	\$ -	\$ -	\$ -	\$ -	\$ -	\$ 955,322.38
\$ -	\$ -	\$ -	\$ -	\$ -	\$ -	\$ 955,322.38
\$ 203,727.57	\$ -	\$ -	\$ -	\$ -	\$ -	\$ 1,159,049.95
\$ 49,188.37	\$ -	\$ -	\$ -	\$ -	\$ -	\$ 1,386,656.92
\$ -	\$ -	\$ -	\$ -	\$ -	\$ -	\$ 21,734.58
\$ -	\$ -	\$ -	\$ -	\$ -	\$ -	\$ 88,213.11
\$ -	\$ -	\$ -	\$ -	\$ -	\$ -	\$ -
\$ 49,188.37	\$ -	\$ -	\$ -	\$ -	\$ -	\$ 1,496,604.61
\$ 252,915.94	\$ -	\$ -	\$ -	\$ -	\$ -	\$ 2,655,654.56
\$ 164,702.83	\$ -	\$ -	\$ -	\$ -	\$ -	\$ 723,015.12
\$ -	\$ -	\$ -	\$ -	\$ -	\$ -	\$ -
\$ 164,702.83	\$ -	\$ -	\$ -	\$ -	\$ -	\$ 723,015.12
\$ 88,213.11	\$ -	\$ -	\$ -	\$ -	\$ -	\$ 1,932,639.44
\$ -	\$ -	\$ -	\$ -	\$ -	\$ -	\$ 345,227.15
\$ -	\$ -	\$ -	\$ -	\$ -	\$ -	\$ -
\$ -	\$ -	\$ -	\$ -	\$ -	\$ -	\$ 280,954.65
\$ -	\$ -	\$ -	\$ -	\$ -	\$ -	\$ 626,181.80
\$ -	\$ -	\$ -	\$ -	\$ -	\$ -	\$ -
\$ 88,213.11	\$ -	\$ -	\$ -	\$ -	\$ -	\$ 1,306,457.64

Schedule 6, (Continued)						
2019-2020	2018-2019	2017-2018	2016-2017	2015-2016	2014-2015	2013-2014
\$ -	\$ 4,474.22	\$ -	\$ -	\$ -	\$ -	\$ -
\$ 903,539.44	\$ 160,228.61	\$ -	\$ -	\$ -	\$ -	\$ -
\$ 903,539.44	\$ 164,702.83	\$ -	\$ -	\$ -	\$ -	\$ -
\$ 558,312.29	\$ 164,702.83	\$ -	\$ -	\$ -	\$ -	\$ -
\$ -	\$ -	\$ -	\$ -	\$ -	\$ -	\$ -
\$ -	\$ -	\$ -	\$ -	\$ -	\$ -	\$ -
\$ -	\$ -	\$ -	\$ -	\$ -	\$ -	\$ -
\$ 558,312.29	\$ 164,702.83	\$ -	\$ -	\$ -	\$ -	\$ -
\$ 345,227.15	\$ -	\$ -	\$ -	\$ -	\$ -	\$ -

Schedule 9, Health Fund Investments						
INVESTED IN	Investments on Hand June 30, 2019	Since Purchased	LIQUIDATIONS		Barred by Court Order	Investments on Hand June 30, 2020
			By Collections of Cost	Amortized Premium		
	\$ -	\$ -	\$ -	\$ -	\$ -	\$ -
	\$ -	\$ -	\$ -	\$ -	\$ -	\$ -
	\$ -	\$ -	\$ -	\$ -	\$ -	\$ -
	\$ -	\$ -	\$ -	\$ -	\$ -	\$ -
	\$ -	\$ -	\$ -	\$ -	\$ -	\$ -
	\$ -	\$ -	\$ -	\$ -	\$ -	\$ -
	\$ -	\$ -	\$ -	\$ -	\$ -	\$ -
	\$ -	\$ -	\$ -	\$ -	\$ -	\$ -
	\$ -	\$ -	\$ -	\$ -	\$ -	\$ -
	\$ -	\$ -	\$ -	\$ -	\$ -	\$ -
TOTAL INVESTMENTS	\$ -	\$ -	\$ -	\$ -	\$ -	\$ -

HEALTH FUND ACCOUNTS COVERING THE PERIOD JULY 1, 2019, to JUNE 30, 2020
ESTIMATE OF NEEDS FOR 2020-2021

EXHIBIT "E"

Schedule 8(a), Report Of Prior Year's Expenditures				
DEPARTMENTS OF GOVERNMENT APPROPRIATED ACCOUNTS	FISCAL YEAR ENDING JUNE 30, 2019			ORIGINAL
	RESERVES	WARRANTS	BALANCE	APPROPRIATIONS
	6-30-2019	SINCE ISSUED	LAPSED APPROPRIATIONS	
92 COUNTY HEALTH BUDGET ACCOUNT:				
92a Personal Services	\$ 140,000.00	\$ 122,744.89	\$ 17,255.11	\$ 1,000,000.00
92b Part Time Help	\$ -	\$ -	\$ -	\$ -
92c Travel	\$ 12,338.00	\$ 2,246.35	\$ 10,091.65	\$ 50,000.00
92d Maintenance and Operation	\$ 24,615.35	\$ 12,937.37	\$ 11,677.98	\$ 500,000.00
92e Capital Outlay	\$ 22,300.00	\$ 22,300.00	\$ -	\$ 681,803.77
92f Intergovernmental	\$ -	\$ -	\$ -	\$ -
92g Other -	\$ -	\$ -	\$ -	\$ -
92h Other -	\$ -	\$ -	\$ -	\$ -
92j Other -	\$ -	\$ -	\$ -	\$ -
92 Total	\$ 199,253.35	\$ 160,228.61	\$ 39,024.74	\$ 2,231,803.77
93				
93a Personal Services	\$ -	\$ -	\$ -	\$ -
93b Part Time Help	\$ -	\$ -	\$ -	\$ -
93c Travel	\$ -	\$ -	\$ -	\$ -
93d Maintenance and Operation	\$ -	\$ -	\$ -	\$ -
93e Capital Outlay	\$ -	\$ -	\$ -	\$ -
93f Intergovernmental	\$ -	\$ -	\$ -	\$ -
93g Other -	\$ -	\$ -	\$ -	\$ -
93h Other -	\$ -	\$ -	\$ -	\$ -
93 Total	\$ -	\$ -	\$ -	\$ -
94				
94a Personal Services	\$ -	\$ -	\$ -	\$ -
94b Part Time Help	\$ -	\$ -	\$ -	\$ -
94c Travel	\$ -	\$ -	\$ -	\$ -
94d Maintenance and Operation	\$ -	\$ -	\$ -	\$ -
94e Capital Outlay	\$ -	\$ -	\$ -	\$ -
94f Intergovernmental	\$ -	\$ -	\$ -	\$ -
94g Other -	\$ -	\$ -	\$ -	\$ -
94h Other -	\$ -	\$ -	\$ -	\$ -
94 Total	\$ -	\$ -	\$ -	\$ -
98 OTHER USES:				
98a Other Deductions	\$ -	\$ -	\$ -	\$ -
98 Total	\$ -	\$ -	\$ -	\$ -
TOTAL GENERAL FUND ACCOUNT	\$ 199,253.35	\$ 160,228.61	\$ 39,024.74	\$ 2,231,803.77
SUBJECT TO WARRANT ISSUE:				
99 Provision for Interest on Warrants	\$ -	\$ -	\$ -	\$ -
GRAND TOTAL GENERAL FUND	\$ 199,253.35	\$ 160,228.61	\$ 39,024.74	\$ 2,231,803.77

Tuesday, September 01, 2020

ESTIMATE OF NEEDS FOR THE FISCAL YEAR	
PURPOSE:	
Current Expense	
Pro rata share of County Assessor's Budget as determined by County Excise Board	
GRAND TOTAL - General Fund	

HEALTH FUND ACCOUNTS COVERING THE PERIOD JULY 1, 2019, to JUNE 30, 2020
ESTIMATE OF NEEDS FOR 2020-2021

FISCAL YEAR ENDING JUNE 30, 2020						Governmental Budget Accounts	
FISCAL YEAR ENDING JUNE 30, 2020						FISCAL YEAR 2020-2021	
SUPPLEMENTAL		NET AMOUNT	WARRANTS	RESERVES	LAPSED	NEEDS AS	APPROVED BY
ADJUSTMENTS		OF	ISSUED		BALANCE	ESTIMATED BY	COUNTY
ADDED		APPROPRIATIONS			KNOWN TO BE	GOVERNING	EXCISE BOARD
CANCELLED					UNENCUMBERED	BOARD	
\$ -	\$ -	\$ 1,000,000.00	\$ 658,942.40	\$ 234,555.00	\$ 106,502.60	\$ 1,016,000.00	\$ 1,016,000.00
\$ -	\$ -	\$ -	\$ -	\$ -	\$ -	\$ -	\$ -
\$ -	\$ -	\$ 50,000.00	\$ 16,516.65	\$ 20,900.00	\$ 12,583.35	\$ 30,000.00	\$ 30,000.00
\$ 4,884.88	\$ -	\$ 504,884.88	\$ 209,882.44	\$ 25,499.65	\$ 269,502.79	\$ 500,000.00	\$ 500,000.00
\$ -	\$ -	\$ 681,803.77	\$ 18,197.95	\$ -	\$ 663,605.82	\$ 994,379.57	\$ 994,379.57
\$ -	\$ -	\$ -	\$ -	\$ -	\$ -	\$ -	\$ -
\$ -	\$ -	\$ -	\$ -	\$ -	\$ -	\$ -	\$ -
\$ -	\$ -	\$ -	\$ -	\$ -	\$ -	\$ -	\$ -
\$ -	\$ -	\$ -	\$ -	\$ -	\$ -	\$ -	\$ -
\$ 4,884.88	\$ -	\$ 2,236,688.65	\$ 903,539.44	\$ 280,954.65	\$ 1,052,194.56	\$ 2,540,379.57	\$ 2,540,379.57
\$ -	\$ -	\$ -	\$ -	\$ -	\$ -	\$ -	\$ -
\$ -	\$ -	\$ -	\$ -	\$ -	\$ -	\$ -	\$ -
\$ -	\$ -	\$ -	\$ -	\$ -	\$ -	\$ -	\$ -
\$ -	\$ -	\$ -	\$ -	\$ -	\$ -	\$ -	\$ -
\$ -	\$ -	\$ -	\$ -	\$ -	\$ -	\$ -	\$ -
\$ -	\$ -	\$ -	\$ -	\$ -	\$ -	\$ -	\$ -
\$ -	\$ -	\$ -	\$ -	\$ -	\$ -	\$ -	\$ -
\$ -	\$ -	\$ -	\$ -	\$ -	\$ -	\$ -	\$ -
\$ -	\$ -	\$ -	\$ -	\$ -	\$ -	\$ -	\$ -
\$ -	\$ -	\$ -	\$ -	\$ -	\$ -	\$ -	\$ -
\$ -	\$ -	\$ -	\$ -	\$ -	\$ -	\$ -	\$ -
\$ -	\$ -	\$ -	\$ -	\$ -	\$ -	\$ -	\$ -
\$ -	\$ -	\$ -	\$ -	\$ -	\$ -	\$ -	\$ -
\$ -	\$ -	\$ -	\$ -	\$ -	\$ -	\$ -	\$ -
\$ -	\$ -	\$ -	\$ -	\$ -	\$ -	\$ -	\$ -
\$ -	\$ -	\$ -	\$ -	\$ -	\$ -	\$ -	\$ -
\$ 4,884.88	\$ -	\$ 2,236,688.65	\$ 903,539.44	\$ 280,954.65	\$ 1,052,194.56	\$ 2,540,379.57	\$ 2,540,379.57
\$ -	\$ -	\$ -	\$ -	\$ -	\$ -	\$ -	\$ -
\$ 4,884.88	\$ -	\$ 2,236,688.65	\$ 903,539.44	\$ 280,954.65	\$ 1,052,194.56	\$ 2,540,379.57	\$ 2,540,379.57

Tuesday, September 01, 2020

Estimate of		Approved by	
Needs by		County	
Governing Board		Excise Board	
\$ 2,540,379.57	\$ 2,540,379.57	\$ 2,540,379.57	\$ 2,540,379.57
\$ -	\$ -	\$ -	\$ -
\$ 2,540,379.57	\$ 2,540,379.57	\$ 2,540,379.57	\$ 2,540,379.57

EMERGENCY MEDICAL SERVICE FUND ACCOUNTS COVERING THE PERIOD JULY 1, 2019, to JUNE 30, 2020
ESTIMATE OF NEEDS FOR 2020-2021

EXHIBIT "F"

PAGE 1

Schedule 1, Current Balance Sheet - June 30, 2020		Amount
ASSETS:		
Cash Balance June 30, 2020	\$	4,786,196.88
Investments	\$	539,589.75
TOTAL ASSETS	\$	5,325,786.63
LIABILITIES AND RESERVES:		
Warrants Outstanding	\$	1,554.34
Reserve for Interest on Warrants	\$	-
Reserves From Schedule 8	\$	94,553.27
TOTAL LIABILITIES AND RESERVES	\$	96,107.61
CASH FUND BALANCE JUNE 30, 2020	\$	5,229,679.02
TOTAL LIABILITIES, RESERVES AND CASH FUND BALANCE	\$	5,325,786.63

Schedule 2, Revenue and Requirements - 2020-2021		
	Detail	Total
REVENUE:		
Cash Balance June 30, 2019	\$ 4,448,949.94	
Cash Fund Balance Transferred From Prior Years	\$ 52,203.18	
Current Ad Valorem Tax Apportioned	\$ 1,485,482.12	
Miscellaneous Revenue Apportioned	\$ 4,883,032.00	
TOTAL REVENUE		\$ 10,869,667.24
REQUIREMENTS:		
Claims Paid by Warrants Issued	\$ 5,545,434.95	
Reserves From Schedule 8	\$ 94,553.27	
Interest Paid on Warrants	\$ -	
Reserve for Interest on Warrants	\$ -	
TOTAL REQUIREMENTS		\$ 5,639,988.22
ADD: CASH FUND BALANCE AS PER BALANCE SHEET 6-30-2020		\$ 5,229,679.02
TOTAL REQUIREMENTS AND CASH FUND BALANCE		\$ 10,869,667.24

Schedule 3, Cash Fund Balance Analysis - June 30, 2020		Amount
ADDITIONS:		
Miscellaneous Revenue Collected in Excess of Estimates-Net	\$	4,883,032.00
Warrants Estopped, Cancelled or Converted	\$	-
Fiscal Year 2019-2020 Lapsed Appropriations	\$	226,802.87
Fiscal Year 2018-2019 Lapsed Appropriations	\$	391.44
Ad Valorem Tax Collections in Excess of Estimate	\$	67,249.53
Prior Years Ad Valorem Tax	\$	51,811.74
TOTAL ADDITIONS	\$	5,229,287.58
DEDUCTIONS:		
Supplemental Appropriations	\$	-
Current Tax in Process of Collection	\$	-
TOTAL DEDUCTIONS	\$	-
Cash Fund Balance as per Balance Sheet 6-30-2020	\$	5,229,679.02
Composition of Cash Fund Balance:		
Cash	\$	5,229,679.02
Cash Fund Balance as per Balance Sheet 6-30-2020	\$	5,229,679.02

EMERGENCY MEDICAL SERVICE FUND ACCOUNTS COVERING THE PERIOD JULY 1, 2019, to JUNE 30, 2020
ESTIMATE OF NEEDS FOR 2020-2021

EXHIBIT "F"

Schedule 4, Miscellaneous Revenue SOURCE	2019-2020 ACCOUNT	
	AMOUNT	ACTUALLY
	ESTIMATED	COLLECTED
1000 CHARGES FOR SERVICES		
1111 Service Fees	\$ -	\$ -
1112 Service Fees	\$ -	\$ 3,812,738.32
1113 Training Fees	\$ -	\$ -
1114 Other -	\$ -	\$ -
Total Charges For Services	\$ -	\$ 3,812,738.32
INTERGOVERNMENTAL REVENUES		
2000 INTERGOVERNMENTAL REVENUES - LOCAL SOURCES:		
2111 Local Contributions	\$ -	\$ -
2112 Local Governmental Reimbursements	\$ -	\$ -
2113 Local Payments in Lieu of Tax Revenue	\$ -	\$ -
2114 Other -	\$ -	\$ -
Total - Local Sources	\$ -	\$ -
3000 INTERGOVERNMENTAL REVENUES - STATE SOURCES:		
3111 County Sales Tax - OTC	\$ -	\$ -
3112 Other - OTC	\$ -	\$ -
Sub-Total - OTC	\$ -	\$ -
3211 State Grants	\$ -	\$ 5,093.91
3212 State Payments in Lieu of Tax Revenue	\$ -	\$ 5,290.55
3213 Homestead Exemption Reimbursement	\$ -	\$ -
3214 Additional Homestead Exemption Reimbursement	\$ -	\$ -
3215 Other -	\$ -	\$ -
3216 Other -	\$ -	\$ -
Total State Sources	\$ -	\$ 10,384.46
4000 INTERGOVERNMENTAL REVENUES FEDERAL SOURCES:		
4111 Federal Grants	\$ -	\$ -
4112 Reimbursement - Federal	\$ -	\$ -
4113 Federal Payments in Lieu of Tax Revenues	\$ -	\$ -
4114 Other -	\$ -	\$ -
Total Federal Sources	\$ -	\$ -
Grand Total Intergovernmental Revenues	\$ -	\$ 10,384.46
5000 MISCELLANEOUS REVENUE:		
5111 Interest on Investments	\$ -	\$ 29,018.55
5112 Rental or Lease of Property	\$ -	\$ -
5113 Sale of Property	\$ -	\$ -
5114 Subscription Sales (Memberships)	\$ -	\$ -
5115 Insurance Recoveries	\$ -	\$ -
5116 Insurance Reimbursements	\$ -	\$ -
5117 Return Check Charges	\$ -	\$ -
5118 Utility Reimbursements	\$ -	\$ -
5119 Vending Machine Commissions	\$ -	\$ -
5120 Other - Payroll Protection Plan	\$ -	\$ 749,750.00
5121 Other - Misc.	\$ -	\$ 74,533.09
5122 Other - COVID Stimulus	\$ -	\$ 206,607.58
Total Miscellaneous Revenue	\$ -	\$ 1,059,909.22
6000 NON-REVENUE RECEIPTS:		
6111 Contributions from Other Funds	\$ -	\$ -
Grand Total Emergency Medical Service Fund	\$ -	\$ 4,883,032.00

EMERGENCY MEDICAL SERVICE FUND ACCOUNTS COVERING THE PERIOD JULY 1, 2019, to JUNE 30, 2020
ESTIMATE OF NEEDS FOR 2020-2021

2019-2020 ACCOUNT OVER (UNDER)	BASIS AND LIMIT OF ENSUING ESTIMATE	2020-2021 ACCOUNT		
		CHARGEABLE INCOME	ESTIMATED BY GOVERNING BOARD	APPROVED BY EXCISE BOARD
\$ -	90.00%	\$ -	\$ -	\$ -
\$ 3,812,738.32	0.00%	\$ -	\$ -	\$ -
\$ -	90.00%	\$ -	\$ -	\$ -
\$ -	90.00%	\$ -	\$ -	\$ -
\$ 3,812,738.32		\$ -	\$ -	\$ -
\$ -	90.00%	\$ -	\$ -	\$ -
\$ -	90.00%	\$ -	\$ -	\$ -
\$ -	90.00%	\$ -	\$ -	\$ -
\$ -	90.00%	\$ -	\$ -	\$ -
\$ -	90.00%	\$ -	\$ -	\$ -
\$ -	90.00%	\$ -	\$ -	\$ -
\$ -	90.00%	\$ -	\$ -	\$ -
\$ 5,093.91	0.00%	\$ -	\$ -	\$ -
\$ 5,290.55	0.00%	\$ -	\$ -	\$ -
\$ -	90.00%	\$ -	\$ -	\$ -
\$ -	90.00%	\$ -	\$ -	\$ -
\$ -	90.00%	\$ -	\$ -	\$ -
\$ -	90.00%	\$ -	\$ -	\$ -
\$ 10,384.46		\$ -	\$ -	\$ -
\$ -	90.00%	\$ -	\$ -	\$ -
\$ -	90.00%	\$ -	\$ -	\$ -
\$ -	90.00%	\$ -	\$ -	\$ -
\$ -	90.00%	\$ -	\$ -	\$ -
\$ 10,384.46		\$ -	\$ -	\$ -
\$ 29,018.55	0.00%	\$ -	\$ -	\$ -
\$ -	90.00%	\$ -	\$ -	\$ -
\$ -	90.00%	\$ -	\$ -	\$ -
\$ -	90.00%	\$ -	\$ -	\$ -
\$ -	90.00%	\$ -	\$ -	\$ -
\$ -	90.00%	\$ -	\$ -	\$ -
\$ -	90.00%	\$ -	\$ -	\$ -
\$ -	90.00%	\$ -	\$ -	\$ -
\$ -	90.00%	\$ -	\$ -	\$ -
\$ 749,750.00	0.00%	\$ -	\$ -	\$ -
\$ 74,533.09	0.00%	\$ -	\$ -	\$ -
\$ 206,607.58	0.00%	\$ -	\$ -	\$ -
\$ 1,059,909.22		\$ -	\$ -	\$ -
\$ -	90.00%	\$ -	\$ -	\$ -
\$ 4,883,032.00		\$ -	\$ -	\$ -

EMERGENCY MEDICAL SERVICE FUND ACCOUNTS COVERING THE PERIOD JULY 1, 2019, to JUNE 30, 2020
ESTIMATE OF NEEDS FOR 2020-2021

EXHIBIT "F"

Schedule 5, Expenditures Emergency Medical Service Fund Cash Accounts of Current and All Prior Years		2019-2020
CURRENT AND ALL PRIOR YEARS		
Cash Balance Reported to Excise Board 6-30-2019	\$	-
Cash Fund Balance Transferred Out	\$	-
Cash Fund Balance Transferred In	\$	4,448,949.94
Adjusted Cash Balance	\$	4,448,949.94
Ad Valorem Tax Apportioned To Year In Caption	\$	1,485,482.12
Miscellaneous Revenue (Schedule 4)	\$	4,883,032.00
Cash Fund Balance Forward From Preceding Year	\$	52,203.18
Prior Expenditures Recovered	\$	-
TOTAL RECEIPTS	\$	6,420,717.30
TOTAL RECEIPTS AND BALANCE	\$	10,869,667.24
Warrants of Year in Caption	\$	5,543,880.61
Interest Paid Thereon	\$	-
TOTAL DISBURSEMENTS	\$	5,543,880.61
CASH BALANCE JUNE 30, 2020	\$	5,325,786.63
Reserve for Warrants Outstanding	\$	1,554.34
Reserve for Interest on Warrants	\$	-
Reserves From Schedule 8	\$	94,553.27
TOTAL LIABILITIES AND RESERVE	\$	96,107.61
DEFICIT: (Red Figure)	\$	-
CASH BALANCE FORWARD TO SUCCEEDING YEAR	\$	5,229,679.02

Schedule 6, General Fund Warrant Account of Current and All Prior Years		TOTAL
CURRENT AND ALL PRIOR YEARS		
Warrants Outstanding 6-30-2019 of Year in Caption	\$	4,652.28
Warrants Registered During Year	\$	5,651,143.88
TOTAL	\$	5,655,796.16
Warrants Paid During Year	\$	5,654,241.82
Warrants Converted to Bonds or Judgements	\$	-
Warrants Cancelled	\$	-
Warrants Estopped by Statute	\$	-
TOTAL WARRANTS RETIRED	\$	5,654,241.82
BALANCE WARRANTS OUTSTANDING JUNE 30, 2020	\$	1,554.34

Schedule 7, 2019 Ad Valorem Tax Account			
2019 Net Valuation Certified To County Excise Board	\$	3.080 Mills	Amount
Total Proceeds of Levy as Certified	\$		1,567,261.60
Additions:	\$		-
Deductions:	\$		-
Gross Balance Tax	\$		1,567,261.60
Less Reserve for Delinquent Tax	\$		149,029.01
Reserve for Protest Pending	\$		-
Balance Available Tax	\$		1,418,232.59
Deduct 2019 Tax Apportioned	\$		1,485,482.12
Net Balance 2019 Tax in Process of Collection or	\$		-
Excess Collections	\$		67,249.53

EMERGENCY MEDICAL SERVICE FUND ACCOUNTS COVERING THE PERIOD JULY 1, 2019, to JUNE 30, 2020
ESTIMATE OF NEEDS FOR 2020-2021

Schedule 5, (Continued)						
2018-2019	2017-2018	2016-2017	2015-2016	2014-2015	2013-2014	TOTAL
\$ 4,559,702.59	\$ -	\$ -	\$ -	\$ -	\$ -	\$ 4,559,702.59
\$ 4,448,949.94	\$ -	\$ -	\$ -	\$ -	\$ -	\$ 4,448,949.94
\$ -	\$ -	\$ -	\$ -	\$ -	\$ -	\$ 4,448,949.94
\$ 110,752.65	\$ -	\$ -	\$ -	\$ -	\$ -	\$ 4,559,702.59
\$ 51,811.74	\$ -	\$ -	\$ -	\$ -	\$ -	\$ 1,537,293.86
\$ -	\$ -	\$ -	\$ -	\$ -	\$ -	\$ 4,883,032.00
\$ -	\$ -	\$ -	\$ -	\$ -	\$ -	\$ 52,203.18
\$ -	\$ -	\$ -	\$ -	\$ -	\$ -	\$ -
\$ 51,811.74	\$ -	\$ -	\$ -	\$ -	\$ -	\$ 6,472,529.04
\$ 162,564.39	\$ -	\$ -	\$ -	\$ -	\$ -	\$ 11,032,231.63
\$ 110,361.21	\$ -	\$ -	\$ -	\$ -	\$ -	\$ 5,654,241.82
\$ -	\$ -	\$ -	\$ -	\$ -	\$ -	\$ -
\$ 110,361.21	\$ -	\$ -	\$ -	\$ -	\$ -	\$ 5,654,241.82
\$ 52,203.18	\$ -	\$ -	\$ -	\$ -	\$ -	\$ 5,377,989.81
\$ -	\$ -	\$ -	\$ -	\$ -	\$ -	\$ 1,554.34
\$ -	\$ -	\$ -	\$ -	\$ -	\$ -	\$ -
\$ -	\$ -	\$ -	\$ -	\$ -	\$ -	\$ 94,553.27
\$ -	\$ -	\$ -	\$ -	\$ -	\$ -	\$ 96,107.61
\$ -	\$ -	\$ -	\$ -	\$ -	\$ -	\$ -
\$ 52,203.18	\$ -	\$ -	\$ -	\$ -	\$ -	\$ 5,281,882.20

Schedule 6, (Continued)						
2019-2020	2018-2019	2017-2018	2016-2017	2015-2016	2014-2015	2013-2014
\$ -	\$ 4,652.28	\$ -	\$ -	\$ -	\$ -	\$ -
\$ 5,545,434.95	\$ 105,708.93	\$ -	\$ -	\$ -	\$ -	\$ -
\$ 5,545,434.95	\$ 110,361.21	\$ -	\$ -	\$ -	\$ -	\$ -
\$ 5,543,880.61	\$ 110,361.21	\$ -	\$ -	\$ -	\$ -	\$ -
\$ -	\$ -	\$ -	\$ -	\$ -	\$ -	\$ -
\$ -	\$ -	\$ -	\$ -	\$ -	\$ -	\$ -
\$ -	\$ -	\$ -	\$ -	\$ -	\$ -	\$ -
\$ 5,543,880.61	\$ 110,361.21	\$ -	\$ -	\$ -	\$ -	\$ -
\$ 1,554.34	\$ -	\$ -	\$ -	\$ -	\$ -	\$ -

Schedule 9, Emergency Medical Service Fund Investments						
INVESTED IN	Investments on Hand June 30, 2019	Since Purchased	LIQUIDATIONS		Barred by Court Order	Investments on Hand June 30, 2020
			By Collections of Cost	Amortized Premium		
CD #1 - 0839	\$ 188,150.86	\$ 3,676.63	\$ -	\$ -	\$ -	\$ 191,827.49
CD #2 - 0840	\$ 134,470.64	\$ 1,008.29	\$ -	\$ -	\$ -	\$ 135,478.93
CD #3 - 9168	\$ 106,038.52	\$ 1,059.31	\$ -	\$ -	\$ -	\$ 107,097.83
CD #4 - 542519	\$ 104,345.37	\$ 840.13	\$ -	\$ -	\$ -	\$ 105,185.50
	\$ -	\$ -	\$ -	\$ -	\$ -	\$ -
	\$ -	\$ -	\$ -	\$ -	\$ -	\$ -
	\$ -	\$ -	\$ -	\$ -	\$ -	\$ -
	\$ -	\$ -	\$ -	\$ -	\$ -	\$ -
	\$ -	\$ -	\$ -	\$ -	\$ -	\$ -
	\$ -	\$ -	\$ -	\$ -	\$ -	\$ -
	\$ -	\$ -	\$ -	\$ -	\$ -	\$ -
	\$ -	\$ -	\$ -	\$ -	\$ -	\$ -
	\$ -	\$ -	\$ -	\$ -	\$ -	\$ -
	\$ -	\$ -	\$ -	\$ -	\$ -	\$ -
TOTAL INVESTMENTS	\$ 533,005.39	\$ 6,584.36	\$ -	\$ -	\$ -	\$ 539,589.75

EMERGENCY MEDICAL SERVICE FUND ACCOUNTS COVERING THE PERIOD JULY 1, 2019, to JUNE 30, 2020
ESTIMATE OF NEEDS FOR 2020-2021

EXHIBIT "F"

Schedule 8(a), Report Of Prior Year's Expenditures				
DEPARTMENTS OF GOVERNMENT APPROPRIATED ACCOUNTS	FISCAL YEAR ENDING JUNE 30, 2019			ORIGINAL APPROPRIATIONS
	RESERVES	WARRANTS	BALANCE	
	6-30-2019	SINCE ISSUED	LAPSED APPROPRIATIONS	
92 EMERGENCY MEDICAL SERVICE BUDGET ACCOUNT:				
92a Personal Services	\$ -	\$ -	\$ -	\$ 4,041,000.00
92b Part Time Help	\$ -	\$ -	\$ -	\$ -
92c Travel	\$ -	\$ -	\$ -	\$ 5,340.00
92d Maintenance and Operation	\$ 106,100.37	\$ 105,708.93	\$ 391.44	\$ 1,410,485.25
92e Capital Outlay	\$ -	\$ -	\$ -	\$ 311,000.00
92f Intergovernmental	\$ -	\$ -	\$ -	\$ -
92g Other -	\$ -	\$ -	\$ -	\$ -
92 Total	\$ 106,100.37	\$ 105,708.93	\$ 391.44	\$ 5,767,825.25
93				
93a Personal Services	\$ -	\$ -	\$ -	\$ -
93b Part Time Help	\$ -	\$ -	\$ -	\$ -
93c Travel	\$ -	\$ -	\$ -	\$ -
93d Maintenance and Operation	\$ -	\$ -	\$ -	\$ -
94e Capital Outlay	\$ -	\$ -	\$ -	\$ -
93f Intergovernmental	\$ -	\$ -	\$ -	\$ -
93g Other -	\$ -	\$ -	\$ -	\$ -
93 Total	\$ -	\$ -	\$ -	\$ -
94				
94a Personal Services	\$ -	\$ -	\$ -	\$ -
94b Part Time Help	\$ -	\$ -	\$ -	\$ -
94c Travel	\$ -	\$ -	\$ -	\$ -
94d Maintenance and Operation	\$ -	\$ -	\$ -	\$ -
94e Capital Outlay	\$ -	\$ -	\$ -	\$ -
94f Intergovernmental	\$ -	\$ -	\$ -	\$ -
94g Other -	\$ -	\$ -	\$ -	\$ -
94 Total	\$ -	\$ -	\$ -	\$ -
95 EMERGENCY MEDICAL SERVICE AUDIT BUDGET ACCOUNT:				
95a Salaries and Expense of Audit and Report	\$ -	\$ -	\$ -	\$ 99,357.28
95b Intergovernmental	\$ -	\$ -	\$ -	\$ -
95 Total	\$ -	\$ -	\$ -	\$ 99,357.28
98 OTHER USE:				
98a Other Deductions	\$ -	\$ -	\$ -	\$ -
98 Total	\$ -	\$ -	\$ -	\$ -
TOTAL GENERAL FUND ACCOUNT	\$ 106,100.37	\$ 105,708.93	\$ 391.44	\$ 5,867,182.53
SUBJECT TO WARRANT ISSUE:				
99 Provision for Interest on Warrants	\$ -	\$ -	\$ -	\$ -
GRAND TOTAL GENERAL FUND	\$ 106,100.37	\$ 105,708.93	\$ 391.44	\$ 5,867,182.53

ESTIMATE OF NEEDS FOR THE FISCAL YEAR	
PURPOSE:	
Current Expense	
Pro rata share of County Assessor's Budget as determined by County Excise Board	
GRAND TOTAL - General Fund	

EMERGENCY MEDICAL SERVICE FUND ACCOUNTS COVERING THE PERIOD JULY 1, 2019, to JUNE 30, 2020
ESTIMATE OF NEEDS FOR 2020-2021

FISCAL YEAR ENDING JUNE 30, 2020						Governmental Budget Accounts	
						FISCAL YEAR 2019-2020	
SUPPLEMENTAL		NET AMOUNT	WARRANTS	RESERVES	LAPSED	NEEDS AS	APPROVED BY
ADJUSTMENTS		OF	ISSUED		BALANCE	ESTIMATED BY	COUNTY
ADDED	CANCELLED	APPROPRIATIONS			KNOWN TO BE	GOVERNING	EXCISE BOARD
					UNENCUMBERED	BOARD	
\$ -	\$ -	\$ 4,041,000.00	\$ 3,936,592.52	\$ -	\$ 104,407.48	\$ 4,092,660.00	\$ 4,092,660.00
\$ -	\$ -	\$ -	\$ -	\$ -	\$ -	\$ -	\$ -
\$ -	\$ -	\$ 5,340.00	\$ 395.24	\$ -	\$ 4,944.76	\$ 975.00	\$ 975.00
\$ -	\$ -	\$ 1,410,485.25	\$ 1,033,165.10	\$ 94,553.27	\$ 282,766.88	\$ 1,415,898.34	\$ 1,415,898.34
\$ -	\$ -	\$ 311,000.00	\$ 575,673.53	\$ -	\$ (264,673.53)	\$ 1,035,908.00	\$ 1,035,908.00
\$ -	\$ -	\$ -	\$ -	\$ -	\$ -	\$ -	\$ -
\$ -	\$ -	\$ -	\$ -	\$ -	\$ -	\$ -	\$ -
\$ -	\$ -	\$ 5,767,825.25	\$ 5,545,826.39	\$ 94,553.27	\$ 127,445.59	\$ 6,545,441.34	\$ 6,545,441.34
\$ -	\$ -	\$ -	\$ -	\$ -	\$ -	\$ -	\$ -
\$ -	\$ -	\$ -	\$ -	\$ -	\$ -	\$ -	\$ -
\$ -	\$ -	\$ -	\$ -	\$ -	\$ -	\$ -	\$ -
\$ -	\$ -	\$ -	\$ -	\$ -	\$ -	\$ -	\$ -
\$ -	\$ -	\$ -	\$ -	\$ -	\$ -	\$ -	\$ -
\$ -	\$ -	\$ -	\$ -	\$ -	\$ -	\$ -	\$ -
\$ -	\$ -	\$ -	\$ -	\$ -	\$ -	\$ -	\$ -
\$ -	\$ -	\$ -	\$ -	\$ -	\$ -	\$ -	\$ -
\$ -	\$ -	\$ -	\$ -	\$ -	\$ -	\$ -	\$ -
\$ -	\$ -	\$ -	\$ -	\$ -	\$ -	\$ -	\$ -
\$ -	\$ -	\$ 99,357.28	\$ -	\$ -	\$ 99,357.28	\$ 151,769.12	\$ 151,769.12
\$ -	\$ -	\$ -	\$ -	\$ -	\$ -	\$ -	\$ -
\$ -	\$ -	\$ 99,357.28	\$ -	\$ -	\$ 99,357.28	\$ 151,769.12	\$ 151,769.12
\$ -	\$ -	\$ -	\$ -	\$ -	\$ -	\$ -	\$ -
\$ -	\$ -	\$ -	\$ -	\$ -	\$ -	\$ -	\$ -
\$ -	\$ -	\$ 5,867,182.53	\$ 5,545,826.39	\$ 94,553.27	\$ 226,802.87	\$ 6,697,210.46	\$ 6,697,210.46
\$ -	\$ -	\$ -	\$ -	\$ -	\$ -	\$ -	\$ -
\$ -	\$ -	\$ 5,867,182.53	\$ 5,545,826.39	\$ 94,553.27	\$ 226,802.87	\$ 6,697,210.46	\$ 6,697,210.46

	Estimate of	Approved by
	Needs by	County
	Governing Board	Excise Board
	\$ 6,697,210.46	\$ 6,697,210.46
	\$ -	\$ -
	\$ 6,697,210.46	\$ 6,697,210.46

ESTIMATE OF NEEDS FOR 2020-2021

EXHIBIT "G"

Page 3

Schedule 4, Sinking Fund Cash Statement		
Revenue Receipts and Disbursements	SINKING FUND	
	Detail	Extension
Cash on Hand June 30, 2019		\$ 48,812.43
Investments Since Liquidated	\$ -	
COLLECTED AND APPORTIONED:		
2018 and Prior Ad Valorem Tax	\$ 36.09	
2019 Ad Valorem Tax	\$ -	
Protest Tax Refunds	\$ -	
Miscellaneous Receipts	\$ -	
TOTAL RECEIPTS		\$ 36.09
TOTAL RECEIPTS AND BALANCE		\$ 48,848.52
DISBURSEMENTS:		
Coupons Paid	\$ -	
Interest Paid on Past-Due Coupons	\$ -	
Bonds Paid	\$ -	
Interest Paid on Past-Due Bonds	\$ -	
Commission Paid to Fiscal Agency	\$ -	
Judgements Paid	\$ -	
Interest Paid on Such Judgements	\$ -	
Investments Purchased	\$ -	
Judgements Paid Under 62 O.S. 1981, § 435	\$ -	
TOTAL DISBURSEMENTS		\$ -
CASH BALANCE ON HAND JUNE 30, 2020		\$ 48,848.52

Schedule 5, Sinking Fund Balance Sheet		
	SINKING FUND	
	Detail	Extension
Cash Balance on Hand June 30, 2020		\$ 48,848.52
Legal Investments Properly Maturing	\$ -	
Judgements Paid to Recover By Tax Levy	\$ -	
TOTAL LIQUID ASSETS (In Extension Column)		\$ 48,848.52
DEDUCT MATURED INDEBTEDNESS:		
a. Past-Due Coupons	\$ -	
b. Interest Accrued Thereon	\$ -	
c. Past-Due Bonds	\$ -	
d. Interest Thereon After Last Coupon	\$ -	
e. Fiscal Agency Commission on Above	\$ -	
f. Judgements and Interest Levied for But Unpaid	\$ -	
TOTAL Items a. Through f. (To Extension Column)		\$ -
BALANCE OF ASSETS SUBJECT TO ACCRUALS		\$ 48,848.52
DEDUCT ACCRUAL RESERVES IF ASSETS SUFFICIENT:		
g. Earned Unmatured Interest	\$ -	
h. Accrual on Final Coupons	\$ -	
i. Accrued on Unmatured Bonds	\$ -	
TOTAL Items g. Through i. (To Extension Column)		\$ -
EXCESS OF ASSETS OVER ACCRUAL RESERVES		\$ 48,848.52

EXHIBIT "G"

Schedule 6, Estimate of Sinking Fund Needs		
	SINKING FUND	
	Computed By Governing Board	Provided By Excise Board
Interest Earnings On Bonds	\$ -	\$ -
Accrual on Unmatured Bonds	\$ -	\$ -
Annual Accrual on "Prepaid" Judgements	\$ -	\$ -
Annual Accrual on Unpaid Judgements	\$ -	\$ -
Interest on Unpaid Judgements	\$ -	\$ -
Annual Accrual From Exhibit KK	\$ -	\$ -
TOTAL SINKING FUND PROVISION	\$ -	\$ -

Schedule 7, 2019 Ad Valorem Tax Account - Sinking Funds				
	Gross Value \$	Net Value \$	0.000 Mills	Amount
Total Proceeds of Levy as Certified				\$ -
Additions:				\$ -
Deductions:				\$ -
Gross Balance Tax				\$ -
Less Reserve for Delinquent Tax				\$ -
Reserve for Protest Pending				\$ -
Balance Available Tax				\$ -
Deduct 2019 Tax Apportioned				\$ -
Net Balance 2019 Tax in Process of Collection or				\$ -
Excess Collections				\$ -

Schedule 9, Sinking Fund Investments						
INVESTED IN	Investments on Hand June 30, 2019	Since Purchased	LIQUIDATIONS		Barred by Court Order	Investments on Hand June 30, 2019
			By Collections of Cost	Amortized Premium		
	\$ -	\$ -	\$ -	\$ -	\$ -	\$ -
	\$ -	\$ -	\$ -	\$ -	\$ -	\$ -
	\$ -	\$ -	\$ -	\$ -	\$ -	\$ -
	\$ -	\$ -	\$ -	\$ -	\$ -	\$ -
	\$ -	\$ -	\$ -	\$ -	\$ -	\$ -
	\$ -	\$ -	\$ -	\$ -	\$ -	\$ -
	\$ -	\$ -	\$ -	\$ -	\$ -	\$ -
	\$ -	\$ -	\$ -	\$ -	\$ -	\$ -
TOTAL INVESTMENTS	\$ -	\$ -	\$ -	\$ -	\$ -	\$ -

ESTIMATE OF NEEDS FOR 2020-2021

EXHIBIT "G"

Page 5

Schedule 10, Miscellaneous Revenue	
Source	2019-2020 ACCOUNT
	ACTUALLY COLLECTED
1000 CHARGES FOR SERVICES:	
1111 Fees	\$ -
1112 Other -	\$ -
Total Charges For Services	\$ -
INTERGOVERNMENTAL REVENUES:	
2000 INTERGOVERNMENTAL REVENUES: - LOCAL SOURCES:	
2111 Premium on Bonds Sold	\$ -
2112 Proceeds From Sale of Original Bonds	\$ -
2113 Payments In Lieu of Tax Revenue	\$ -
2114 Revaluation of Real Property Reimbursements	\$ -
2115 Other -	\$ -
2116 Other -	\$ -
Total - Local Sources	\$ -
3000 INTERGOVERNMENTAL REVENUES - STATE SOURCES:	
3111 County Sales Tax - OTC	\$ -
3112 Other - OTC	\$ -
Sub-Total - OTC	\$ -
3211 State Payments in Lieu of Tax Revenue	\$ -
3212 Homestead Exemption Reimbursement	\$ -
3213 Additional Homestead Exemption Reimbursement	\$ -
3214 State Grant	\$ -
3215 Other -	\$ -
3216 Other -	\$ -
Total - State Sources	\$ -
4000 INTERGOVERNMENTAL REVENUES - FEDERAL SOURCES:	
4111 Flood Control	\$ -
4112 Federal Payments in Lieu of Tax Revenue	\$ -
4113 Bureau of Land Management	\$ -
4114 Other -	\$ -
4115 Other -	\$ -
Total - Federal Sources	\$ -
Grand Total Intergovernmental Revenues	
	\$ -
5000 MISCELLANEOUS REVENUE:	
5111 Interest on Investments	\$ -
5112 Rental or Lease of County Property	\$ -
5113 Sale of County Property	\$ -
5114 Insurance Recoveries	\$ -
5115 Insurance Reimbursements	\$ -
5116 Utility Reimbursements	\$ -
5117 Resale Property Fund Distribution	\$ -
5118 Accrued Interest on Bond Sales	\$ -
5119 Dividends on Insurance Policies	\$ -
5120 Interest on Taxes	\$ -
5121 Other -	\$ -
5122 Other -	\$ -
Total Miscellaneous Revenue	\$ -
6000 NON-REVENUE RECEIPTS:	
6111 Contributions From Other Funds	\$ -
	\$ -
Grand Total Sinking Fund	
	\$ -

SPECIAL REVENUE FUND ACCOUNTS COVERING THE PERIOD JULY 1, 2019, to JUNE 30, 2020
ESTIMATE OF NEEDS FOR 2020-2021

EXHIBIT "I"

Special Revenue Fund Accounts:	Free Fair Fund	Roads & Bridges - ST Fund	Assessor's Rev. Fund
Schedule I, Detail of Bond and Coupon Indebtedness as of June 30, 2020	2019-2020	2019-2020	2019-2020
CURRENT YEAR	Amount	Amount	Amount
ASSETS:			
Cash Balance June 30, 2020	\$ 68,215.96	\$ 2,977,201.04	\$ 74,210.49
Investments	-	-	-
TOTAL ASSETS	\$ 68,215.96	\$ 2,977,201.04	\$ 74,210.49
LIABILITIES AND RESERVES:			
Warrants Outstanding	\$ 374.01	\$ 14,081.33	\$ -
Reserve for Interest on Warrants	-	-	-
Reserves From Schedule 8	\$ 33,572.25	\$ 284,629.88	\$ -
TOTAL LIABILITIES AND RESERVES	\$ 33,946.26	\$ 298,711.21	\$ -
CASH FUND BALANCE JUNE 30, 2020	\$ 34,269.70	\$ 2,678,489.83	\$ 74,210.49
TOTAL LIABILITIES, RESERVES AND CASH FUND BALANCE	\$ 68,215.96	\$ 2,977,201.04	\$ 74,210.49

Schedule 5, Expenditures Special Revenue Fund Accounts of Current Year	2019-2020	2019-2020	2019-2020
CURRENT YEAR	Amount	Amount	Amount
Cash Balance Reported to Excise Board 6-30-2019	\$ 53,578.90	\$ 2,251,158.93	\$ 67,363.49
Cash Fund Balance Transferred Out	-	-	-
Cash Fund Balance Transferred In	-	188,999.37	-
Adjusted Cash Balance	\$ 53,578.90	\$ 2,440,158.30	\$ 67,363.49
Ad Valorem Tax Apportioned To Year In Caption	-	-	-
Miscellaneous Revenue (Schedule 4)	\$ 53,102.00	\$ 2,096,532.22	\$ 6,847.00
Cash Fund Balance Forward From Preceding Year	-	-	-
Prior Expenditures Recovered	-	-	-
TOTAL RECEIPTS	\$ 53,102.00	\$ 2,096,532.22	\$ 6,847.00
TOTAL RECEIPTS AND BALANCE	\$ 106,680.90	\$ 4,536,690.52	\$ 74,210.49
Warrants of Year in Caption	\$ 38,464.94	\$ 1,559,489.48	\$ -
Interest Paid Thereon	-	-	-
TOTAL DISBURSEMENTS	\$ 38,464.94	\$ 1,559,489.48	\$ -
CASH BALANCE JUNE 30, 2020	\$ 68,215.96	\$ 2,977,201.04	\$ 74,210.49
Reserve for Warrants Outstanding	\$ 374.01	\$ 14,081.33	\$ -
Reserve for Interest on Warrants	-	-	-
Reserves From Schedule 8	\$ 33,572.25	\$ 284,629.88	\$ -
TOTAL LIABILITIES AND RESERVE	\$ 33,946.26	\$ 298,711.21	\$ -
DEFICIT: (Red Figure)	\$ -	\$ -	\$ -
CASH FUND BALANCE FORWARD TO SUCCEEDING YEAR	\$ 34,269.70	\$ 2,678,489.83	\$ 74,210.49

Schedule 6, Special Revenue Fund Warrant Accounts of Current Year	2019-2020	2019-2020	2019-2020
CURRENT YEAR	Amount	Amount	Amount
Warrants Outstanding 6-30-2019 of Year in Caption	\$ -	\$ 6,563.25	\$ 47.80
Warrants Registered During Year	\$ 38,838.95	\$ 1,567,427.56	\$ -
TOTAL	\$ 38,838.95	\$ 1,573,990.81	\$ 47.80
Warrants Paid During Year	\$ 38,464.94	\$ 1,559,489.48	\$ -
Warrants Covered to Bonds or Judgements	-	-	-
Warrants Cancelled	-	-	-
Warrants Estopped by Statute	-	420.00	47.80
TOTAL WARRANTS RETIRED	\$ 38,464.94	\$ 1,559,909.48	\$ 47.80
BALANCE WARRANTS OUTSTANDING JUNE 30, 2020	\$ 374.01	\$ 14,081.33	\$ -

SPECIAL REVENUE FUND ACCOUNTS COVERING THE PERIOD JULY 1, 2019, to JUNE 30, 2020
ESTIMATE OF NEEDS FOR 2020-2021

EXHIBIT "I"

Visual Inspection Fund	Treasurer Mort. Cert. Fund	Cnty Clk. Lien Fee Fund	Sheriff's Serv. Fee Fund	Use Tax - ST Fund	Cnty Clk. Rec. Mgmt. Fund	Total
2019-2020	2019-2020	2019-2020	2019-2020	2019-2020	2019-2020	
Amount	Amount	Amount	Amount	Amount	Amount	
\$ -	\$ 23,861.34	\$ 308,813.47	\$ 367,393.50	\$ 1,090,248.74	\$ 360,076.31	\$ 5,270,020.85
\$ -	\$ -	\$ -	\$ -	\$ -	\$ -	\$ -
\$ -	\$ 23,861.34	\$ 308,813.47	\$ 367,393.50	\$ 1,090,248.74	\$ 360,076.31	\$ 5,270,020.85
\$ -	\$ -	\$ 405.00	\$ 15,392.97	\$ 2,945.49	\$ 4,389.12	\$ 37,587.92
\$ -	\$ -	\$ -	\$ -	\$ -	\$ -	\$ -
\$ -	\$ -	\$ 891.00	\$ 66,252.20	\$ 302,657.41	\$ -	\$ 688,002.74
\$ -	\$ -	\$ 1,296.00	\$ 81,645.17	\$ 305,602.90	\$ 4,389.12	\$ 725,590.66
\$ -	\$ 23,861.34	\$ 307,517.47	\$ 285,748.33	\$ 784,645.84	\$ 355,687.19	\$ 4,544,430.19
\$ -	\$ 23,861.34	\$ 308,813.47	\$ 367,393.50	\$ 1,090,248.74	\$ 360,076.31	\$ 5,270,020.85

2019-2020	2019-2020	2019-2020	2019-2020	2019-2020	2019-2020	TOTAL
Amount	Amount	Amount	Amount	Amount	Amount	
\$ -	\$ 11,266.34	\$ 273,276.78	\$ 344,699.95	\$ 2,433,774.61	\$ 336,456.62	\$ 5,771,575.62
\$ -	\$ -	\$ -	\$ (185,042.64)	\$ (123,047.02)	\$ -	\$ (308,089.66)
\$ 12,824.00	\$ -	\$ -	\$ 3,275.18	\$ -	\$ -	\$ 205,098.55
\$ 12,824.00	\$ 11,266.34	\$ 273,276.78	\$ 162,932.49	\$ 2,310,727.59	\$ 336,456.62	\$ 5,668,584.51
\$ -	\$ -	\$ -	\$ -	\$ -	\$ -	\$ -
\$ -	\$ 12,595.00	\$ 44,715.76	\$ 1,091,324.47	\$ 991,983.76	\$ 110,860.00	\$ 4,407,960.21
\$ -	\$ -	\$ -	\$ -	\$ -	\$ -	\$ -
\$ -	\$ -	\$ -	\$ -	\$ -	\$ -	\$ -
\$ -	\$ 12,595.00	\$ 44,715.76	\$ 1,091,324.47	\$ 991,983.76	\$ 110,860.00	\$ 4,407,960.21
\$ 12,824.00	\$ 23,861.34	\$ 317,992.54	\$ 1,254,256.96	\$ 3,302,711.35	\$ 447,316.62	\$ 10,076,544.72
\$ 12,824.00	\$ -	\$ 9,179.07	\$ 886,863.46	\$ 2,212,462.61	\$ 87,240.31	\$ 4,806,523.87
\$ -	\$ -	\$ -	\$ -	\$ -	\$ -	\$ -
\$ 12,824.00	\$ -	\$ 9,179.07	\$ 886,863.46	\$ 2,212,462.61	\$ 87,240.31	\$ 4,806,523.87
\$ -	\$ 23,861.34	\$ 308,813.47	\$ 367,393.50	\$ 1,090,248.74	\$ 360,076.31	\$ 5,270,020.85
\$ -	\$ -	\$ 405.00	\$ 15,392.97	\$ 2,945.49	\$ 4,389.12	\$ 37,587.92
\$ -	\$ -	\$ -	\$ -	\$ -	\$ -	\$ -
\$ -	\$ -	\$ 891.00	\$ 66,252.20	\$ 302,657.41	\$ -	\$ 688,002.74
\$ -	\$ -	\$ 1,296.00	\$ 81,645.17	\$ 305,602.90	\$ 4,389.12	\$ 725,590.66
\$ -	\$ -	\$ -	\$ -	\$ -	\$ -	\$ -
\$ -	\$ 23,861.34	\$ 307,517.47	\$ 285,748.33	\$ 784,645.84	\$ 355,687.19	\$ 4,544,430.19

2019-2020	2019-2020	2019-2020	2019-2020	2019-2020	2019-2020	TOTAL
Amount	Amount	Amount	Amount	Amount	Amount	
\$ -	\$ 10.00	\$ -	\$ 17,910.34	\$ 61,011.39	\$ 175.99	\$ 85,718.77
\$ 12,824.00	\$ -	\$ 9,584.07	\$ 884,562.21	\$ 2,154,396.71	\$ 91,453.44	\$ 4,759,086.94
\$ 12,824.00	\$ 10.00	\$ 9,584.07	\$ 902,472.55	\$ 2,215,408.10	\$ 91,629.43	\$ 4,844,805.71
\$ 12,824.00	\$ -	\$ 9,179.07	\$ 886,863.46	\$ 2,212,462.61	\$ 87,240.31	\$ 4,806,523.87
\$ -	\$ -	\$ -	\$ -	\$ -	\$ -	\$ -
\$ -	\$ -	\$ -	\$ -	\$ -	\$ -	\$ -
\$ -	\$ 10.00	\$ -	\$ 216.12	\$ -	\$ -	\$ 693.92
\$ 12,824.00	\$ 10.00	\$ 9,179.07	\$ 887,079.58	\$ 2,212,462.61	\$ 87,240.31	\$ 4,807,217.79
\$ -	\$ -	\$ 405.00	\$ 15,392.97	\$ 2,945.49	\$ 4,389.12	\$ 37,587.92

SPECIAL REVENUE FUND ACCOUNTS COVERING THE PERIOD JULY 1, 2019, to JUNE 30, 2020
ESTIMATE OF NEEDS FOR 2020-2021

Special Revenue Fund Accounts:	Planning & Zoning Fund	County Jail - ST Fund	County Jail - Maint. Fund
Schedule 1, Detail of Bond and Coupon Indebtedness as of June 30, 2020	2019-2020	2019-2020	2019-2020
CURRENT YEAR	Amount	Amount	Amount
ASSETS:			
Cash Balance June 30, 2020	\$ 40,627.11	\$ 680,147.14	\$ -
Investments	\$ -	\$ -	\$ -
TOTAL ASSETS	\$ 40,627.11	\$ 680,147.14	\$ -
LIABILITIES AND RESERVES:			
Warrants Outstanding	\$ 258.73	\$ 42,359.08	\$ -
Reserve for Interest on Warrants	\$ -	\$ -	\$ -
Reserves From Schedule 8	\$ 967.11	\$ 98,459.07	\$ -
TOTAL LIABILITIES AND RESERVES	\$ 1,225.84	\$ 140,818.15	\$ -
CASH FUND BALANCE JUNE 30, 2020	\$ 39,401.27	\$ 539,328.99	\$ -
TOTAL LIABILITIES, RESERVES AND CASH FUND BALANCE	\$ 40,627.11	\$ 680,147.14	\$ -

Schedule 5, Expenditures Special Revenue Fund Accounts of Current Year	2019-2020	2019-2020	2019-2020
CURRENT YEAR	Amount	Amount	Amount
Cash Balance Reported to Excise Board 6-30-2019	\$ 38,848.16	\$ -	\$ 797,006.49
Cash Fund Balance Transferred Out	\$ -	\$ (70,544.94)	\$ (797,006.49)
Cash Fund Balance Transferred In	\$ -	\$ 803,367.44	\$ 70,544.94
Adjusted Cash Balance	\$ 38,848.16	\$ 732,822.50	\$ 70,544.94
Ad Valorem Tax Apportioned To Year In Caption	\$ -	\$ -	\$ -
Miscellaneous Revenue (Schedule 4)	\$ 14,770.25	\$ 2,048,669.34	\$ -
Cash Fund Balance Forward From Preceding Year	\$ -	\$ -	\$ -
Prior Expenditures Recovered	\$ -	\$ -	\$ -
TOTAL RECEIPTS	\$ 14,770.25	\$ 2,048,669.34	\$ -
TOTAL RECEIPTS AND BALANCE	\$ 53,618.41	\$ 2,781,491.84	\$ 70,544.94
Warrants of Year in Caption	\$ 12,991.30	\$ 2,101,344.70	\$ 70,544.94
Interest Paid Thereon	\$ -	\$ -	\$ -
TOTAL DISBURSEMENTS	\$ 12,991.30	\$ 2,101,344.70	\$ 70,544.94
CASH BALANCE JUNE 30, 2020	\$ 40,627.11	\$ 680,147.14	\$ -
Reserve for Warrants Outstanding	\$ 258.73	\$ 42,359.08	\$ -
Reserve for Interest on Warrants	\$ -	\$ -	\$ -
Reserves From Schedule 8	\$ 967.11	\$ 98,459.07	\$ -
TOTAL LIABILITIES AND RESERVE	\$ 1,225.84	\$ 140,818.15	\$ -
DEFICIT: (Red Figure)	\$ -	\$ -	\$ -
CASH FUND BALANCE FORWARD TO SUCCEEDING YEAR	\$ 39,401.27	\$ 539,328.99	\$ -

Schedule 6, Special Revenue Fund Warrant Accounts of Current Year	2019-2020	2019-2020	2019-2020
CURRENT YEAR	Amount	Amount	Amount
Warrants Outstanding 6-30-2019 of Year in Caption	\$ 197.21	\$ -	\$ 60,694.27
Warrants Registered During Year	\$ 13,052.82	\$ 2,137,342.83	\$ 9,850.67
TOTAL	\$ 13,250.03	\$ 2,137,342.83	\$ 70,544.94
Warrants Paid During Year	\$ 12,991.30	\$ 2,094,983.75	\$ 70,544.94
Warrants Covered to Bonds or Judgements	\$ -	\$ -	\$ -
Warrants Cancelled	\$ -	\$ -	\$ -
Warrants Estopped by Statute	\$ -	\$ -	\$ -
TOTAL WARRANTS RETIRED	\$ 12,991.30	\$ 2,094,983.75	\$ 70,544.94
BALANCE WARRANTS OUTSTANDING JUNE 30, 2020	\$ 258.73	\$ 42,359.08	\$ -

Interest Earnings 2019-2020

SPECIAL REVENUE FUND ACCOUNTS COVERING THE PERIOD JULY 1, 2019, to JUNE 30, 2020
ESTIMATE OF NEEDS FOR 2020-2021

EXHIBIT "I"

1

Sheriff's Bd. Of Pris. Fund	Courthouse Remodel Fund	Ct. Clk. Revolving Fund	Drug Court Fund	911 Phone Fees Fund	Law Library Fund	Total
2019-2020	2019-2020	2019-2020	2019-2020	2019-2020	2019-2020	
Amount	Amount	Amount	Amount	Amount	Amount	Total
\$ -	\$ -	\$ 123,300.70	\$ 83,501.48	\$ 574,366.86	\$ 9,414.39	\$ 1,511,357.68
\$ -	\$ -	\$ -	\$ -	\$ -	\$ -	\$ -
\$ -	\$ -	\$ 123,300.70	\$ 83,501.48	\$ 574,366.86	\$ 9,414.39	\$ 1,511,357.68
\$ -	\$ -	\$ 4.00	\$ 11,250.00	\$ 9,912.99	\$ -	\$ 63,784.80
\$ -	\$ -	\$ -	\$ -	\$ -	\$ -	\$ -
\$ -	\$ -	\$ -	\$ 18,333.34	\$ 5,512.30	\$ 1,200.00	\$ 124,471.82
\$ -	\$ -	\$ 4.00	\$ 29,583.34	\$ 15,425.29	\$ 1,200.00	\$ 188,256.62
\$ -	\$ -	\$ 123,296.70	\$ 53,918.14	\$ 558,941.57	\$ 8,214.39	\$ 1,323,101.06
\$ -	\$ -	\$ 123,300.70	\$ 83,501.48	\$ 574,366.86	\$ 9,414.39	\$ 1,511,357.68

2019-2020	2019-2020	2019-2020	2019-2020	2019-2020	2019-2020	TOTAL
Amount	Amount	Amount	Amount	Amount	Amount	
\$ 1,523.34	\$ 6,040.00	\$ 130,750.96	\$ 75,740.55	\$ 411,705.02	\$ 12,247.63	\$ 1,473,862.15
\$ (1,523.34)	\$ (6,040.00)	\$ -	\$ -	\$ -	\$ -	\$ (875,114.77)
\$ -	\$ -	\$ -	\$ -	\$ 181,506.50	\$ -	\$ 1,055,418.88
\$ -	\$ -	\$ 130,750.96	\$ 75,740.55	\$ 593,211.52	\$ 12,247.63	\$ 1,654,166.26
\$ -	\$ -	\$ -	\$ -	\$ -	\$ -	\$ -
\$ -	\$ -	\$ 90,547.49	\$ 224,236.97	\$ 200,902.76	\$ 38,329.09	\$ 2,617,455.90
\$ -	\$ -	\$ -	\$ -	\$ -	\$ -	\$ -
\$ -	\$ -	\$ 90,547.49	\$ 224,236.97	\$ 200,902.76	\$ 38,329.09	\$ 2,617,455.90
\$ -	\$ -	\$ 221,298.45	\$ 299,977.52	\$ 794,114.28	\$ 50,576.72	\$ 4,271,622.16
\$ -	\$ -	\$ 97,997.75	\$ 216,476.04	\$ 219,747.42	\$ 41,162.33	\$ 2,760,264.48
\$ -	\$ -	\$ -	\$ -	\$ -	\$ -	\$ -
\$ -	\$ -	\$ 97,997.75	\$ 216,476.04	\$ 219,747.42	\$ 41,162.33	\$ 2,760,264.48
\$ -	\$ -	\$ 123,300.70	\$ 83,501.48	\$ 574,366.86	\$ 9,414.39	\$ 1,511,357.68
\$ -	\$ -	\$ 4.00	\$ 11,250.00	\$ 9,912.99	\$ -	\$ 63,784.80
\$ -	\$ -	\$ -	\$ -	\$ -	\$ -	\$ -
\$ -	\$ -	\$ -	\$ 18,333.34	\$ 5,512.30	\$ 1,200.00	\$ 124,471.82
\$ -	\$ -	\$ 4.00	\$ 29,583.34	\$ 15,425.29	\$ 1,200.00	\$ 188,256.62
\$ -	\$ -	\$ -	\$ -	\$ -	\$ -	\$ -
\$ -	\$ -	\$ 123,296.70	\$ 53,918.14	\$ 558,941.57	\$ 8,214.39	\$ 1,323,101.06

2019-2020	2019-2020	2019-2020	2019-2020	2019-2020	2019-2020	TOTAL
Amount	Amount	Amount	Amount	Amount	Amount	
\$ -	\$ -	\$ 67.78	\$ 670.00	\$ 6,394.77	\$ 900.00	\$ 68,924.03
\$ -	\$ -	\$ 97,933.97	\$ 227,056.04	\$ 223,265.64	\$ 40,262.33	\$ 2,748,764.30
\$ -	\$ -	\$ 98,001.75	\$ 227,726.04	\$ 229,660.41	\$ 41,162.33	\$ 2,817,688.33
\$ -	\$ -	\$ 97,997.75	\$ 216,476.04	\$ 219,747.42	\$ 41,162.33	\$ 2,753,903.53
\$ -	\$ -	\$ -	\$ -	\$ -	\$ -	\$ -
\$ -	\$ -	\$ -	\$ -	\$ -	\$ -	\$ -
\$ -	\$ -	\$ -	\$ -	\$ -	\$ -	\$ -
\$ -	\$ -	\$ 97,997.75	\$ 216,476.04	\$ 219,747.42	\$ 41,162.33	\$ 2,753,903.53
\$ -	\$ -	\$ 4.00	\$ 11,250.00	\$ 9,912.99	\$ -	\$ 63,784.80

Interest Earnings 2019-2020

Tuesday, September 01, 2020

SPECIAL REVENUE FUND ACCOUNTS COVERING THE PERIOD JULY 1, 2019, to JUNE 30, 2020
ESTIMATE OF NEEDS FOR 2020-2021

Special Revenue Fund Accounts:	Resale Property Fund	Excess Resale Fund	Circuit Engineer Fund
Schedule 1, Detail of Bond and Coupon Indebtedness as of June 30, 2020	2019-2020	2019-2020	2019-2020
CURRENT YEAR	Amount	Amount	Amount
ASSETS:			
Cash Balance June 30, 2020	\$ 1,744,928.02	\$ 241,014.61	\$ 237,724.37
Investments	\$ -	\$ -	\$ -
TOTAL ASSETS	\$ 1,744,928.02	\$ 241,014.61	\$ 237,724.37
LIABILITIES AND RESERVES:			
Warrants Outstanding	\$ 7,048.38	\$ 10,706.01	\$ -
Reserve for Interest on Warrants	\$ -	\$ -	\$ -
Reserves From Schedule 8	\$ 37,348.75	\$ -	\$ -
TOTAL LIABILITIES AND RESERVES	\$ 44,397.13	\$ 10,706.01	\$ -
CASH FUND BALANCE JUNE 30, 2020	\$ 1,700,530.89	\$ 230,308.60	\$ 237,724.37
TOTAL LIABILITIES, RESERVES AND CASH FUND BALANCE	\$ 1,744,928.02	\$ 241,014.61	\$ 237,724.37

Schedule 5, Expenditures Special Revenue Fund Accounts of Current Year	2019-2020	2019-2020	2019-2020
CURRENT YEAR	Amount	Amount	Amount
Cash Balance Reported to Excise Board 6-30-2019	\$ 1,513,581.18	\$ 269,478.20	\$ 237,724.37
Cash Fund Balance Transferred Out	\$ -	\$ -	\$ -
Cash Fund Balance Transferred In	\$ -	\$ -	\$ -
Adjusted Cash Balance	\$ 1,513,581.18	\$ 269,478.20	\$ 237,724.37
Ad Valorem Tax Apportioned To Year In Caption	\$ -	\$ -	\$ -
Miscellaneous Revenue (Schedule 4)	\$ 722,170.87	\$ 192,672.77	\$ -
Cash Fund Balance Forward From Preceding Year	\$ -	\$ -	\$ -
Prior Expenditures Recovered	\$ -	\$ -	\$ -
TOTAL RECEIPTS	\$ 722,170.87	\$ 192,672.77	\$ -
TOTAL RECEIPTS AND BALANCE	\$ 2,235,752.05	\$ 462,150.97	\$ 237,724.37
Warrants of Year in Caption	\$ 490,824.03	\$ 221,136.36	\$ -
Interest Paid Thereon	\$ -	\$ -	\$ -
TOTAL DISBURSEMENTS	\$ 490,824.03	\$ 221,136.36	\$ -
CASH BALANCE JUNE 30, 2020	\$ 1,744,928.02	\$ 241,014.61	\$ 237,724.37
Reserve for Warrants Outstanding	\$ 7,048.38	\$ 10,706.01	\$ -
Reserve for Interest on Warrants	\$ -	\$ -	\$ -
Reserves From Schedule 8	\$ 37,348.75	\$ -	\$ -
TOTAL LIABILITIES AND RESERVE	\$ 44,397.13	\$ 10,706.01	\$ -
DEFICIT: (Red Figure)	\$ -	\$ -	\$ -
CASH FUND BALANCE FORWARD TO SUCCEEDING YEAR	\$ 1,700,530.89	\$ 230,308.60	\$ 237,724.37

Schedule 6, Special Revenue Fund Warrant Accounts of Current Year	2019-2020	2019-2020	2019-2020
CURRENT YEAR	Amount	Amount	Amount
Warrants Outstanding 6-30-2019 of Year in Caption	\$ 5,789.66	\$ -	\$ -
Warrants Registered During Year	\$ 492,357.71	\$ 231,842.37	\$ -
TOTAL	\$ 498,147.37	\$ 231,842.37	\$ -
Warrants Paid During Year	\$ 490,824.03	\$ 221,136.36	\$ -
Warrants Covered to Bonds or Judgements	\$ -	\$ -	\$ -
Warrants Cancelled	\$ -	\$ -	\$ -
Warrants Estopped by Statute	\$ 274.96	\$ -	\$ -
TOTAL WARRANTS RETIRED	\$ 491,098.99	\$ 221,136.36	\$ -
BALANCE WARRANTS OUTSTANDING JUNE 30, 2020	\$ 7,048.38	\$ 10,706.01	\$ -

SPECIAL REVENUE FUND ACCOUNTS COVERING THE PERIOD JULY 1, 2019, to JUNE 30, 2020
ESTIMATE OF NEEDS FOR 2020-2021

EXHIBIT "I"

Ct. Clk. Payroll Fund	CBRI Fund	E-911 Phase 2 Fund	Courthouse Improvemt. Fund	Juvenile Detention Fund	Juv. Det. - ST Fund	Total
2019-2020	2019-2020	2019-2020	2019-2020	2019-2020	2019-2020	
Amount	Amount	Amount	Amount	Amount	Amount	Amount
\$ 15,777.48	\$ 1,340,187.05	\$ -	\$ 242,669.29	\$ 147,098.94	\$ 1,534,835.27	\$ 5,315,359.18
\$ -	\$ -	\$ -	\$ -	\$ -	\$ -	\$ -
\$ 15,777.48	\$ 1,340,187.05	\$ -	\$ 242,669.29	\$ 147,098.94	\$ 1,534,835.27	\$ 5,315,359.18
\$ 7,996.88	\$ 2,863.93	\$ -	\$ 157,696.94	\$ -	\$ 28,960.38	\$ 215,272.52
\$ -	\$ -	\$ -	\$ -	\$ -	\$ -	\$ -
\$ -	\$ 18,129.00	\$ -	\$ -	\$ -	\$ 27,176.29	\$ 82,654.04
\$ 7,996.88	\$ 20,992.93	\$ -	\$ 157,696.94	\$ -	\$ 56,136.67	\$ 297,926.56
\$ 7,780.60	\$ 1,319,194.12	\$ -	\$ 84,972.35	\$ 147,098.94	\$ 1,478,698.60	\$ 5,017,432.62
\$ 15,777.48	\$ 1,340,187.05	\$ -	\$ 242,669.29	\$ 147,098.94	\$ 1,534,835.27	\$ 5,315,359.18

2019-2020	2019-2020	2019-2020	2019-2020	2019-2020	2019-2020	TOTAL
Amount	Amount	Amount	Amount	Amount	Amount	Amount
\$ 16,611.74	\$ 1,192,303.97	\$ 181,506.50	\$ 86,436.23	\$ 1,665,979.43	\$ -	\$ 4,974,709.68
\$ -	\$ -	\$ (181,506.50)	\$ -	\$ (1,540,950.09)	\$ (33,675.49)	\$ (1,756,132.08)
\$ -	\$ -	\$ -	\$ 850.00	\$ 33,675.49	\$ 1,540,950.09	\$ 1,575,475.58
\$ 16,611.74	\$ 1,192,303.97	\$ -	\$ 87,286.23	\$ 158,704.83	\$ 1,507,274.60	\$ 4,794,053.18
\$ -	\$ -	\$ -	\$ -	\$ -	\$ -	\$ -
\$ 300,432.46	\$ 553,723.70	\$ -	\$ 965,819.62	\$ 22,635.20	\$ 976,664.47	\$ 3,734,155.18
\$ -	\$ -	\$ -	\$ -	\$ -	\$ -	\$ -
\$ -	\$ -	\$ -	\$ -	\$ -	\$ -	\$ -
\$ 300,432.46	\$ 553,723.70	\$ -	\$ 965,819.62	\$ 22,635.20	\$ 976,664.47	\$ 3,734,155.18
\$ 317,044.20	\$ 1,746,027.67	\$ -	\$ 1,053,105.85	\$ 181,340.03	\$ 2,483,939.07	\$ 8,528,208.36
\$ 301,266.72	\$ 405,840.62	\$ -	\$ 810,436.56	\$ 34,241.09	\$ 949,103.80	\$ 3,212,849.18
\$ -	\$ -	\$ -	\$ -	\$ -	\$ -	\$ -
\$ 301,266.72	\$ 405,840.62	\$ -	\$ 810,436.56	\$ 34,241.09	\$ 949,103.80	\$ 3,212,849.18
\$ 15,777.48	\$ 1,340,187.05	\$ -	\$ 242,669.29	\$ 147,098.94	\$ 1,534,835.27	\$ 5,315,359.18
\$ 7,996.88	\$ 2,863.93	\$ -	\$ 157,696.94	\$ -	\$ 28,960.38	\$ 215,272.52
\$ -	\$ -	\$ -	\$ -	\$ -	\$ -	\$ -
\$ -	\$ 18,129.00	\$ -	\$ -	\$ -	\$ 27,176.29	\$ 82,654.04
\$ 7,996.88	\$ 20,992.93	\$ -	\$ 157,696.94	\$ -	\$ 56,136.67	\$ 297,926.56
\$ -	\$ -	\$ -	\$ -	\$ -	\$ -	\$ -
\$ 7,780.60	\$ 1,319,194.12	\$ -	\$ 84,972.35	\$ 147,098.94	\$ 1,478,698.60	\$ 5,017,432.62

2019-2020	2019-2020	2019-2020	2019-2020	2019-2020	2019-2020	TOTAL
Amount	Amount	Amount	Amount	Amount	Amount	Amount
\$ 8,831.14	\$ -	\$ -	\$ -	\$ 29,907.63	\$ -	\$ 44,528.43
\$ 300,432.46	\$ 408,704.55	\$ -	\$ 968,133.50	\$ 4,333.46	\$ 978,064.18	\$ 3,383,868.23
\$ 309,263.60	\$ 408,704.55	\$ -	\$ 968,133.50	\$ 34,241.09	\$ 978,064.18	\$ 3,428,396.66
\$ 301,266.72	\$ 405,840.62	\$ -	\$ 810,436.56	\$ 34,241.09	\$ 949,103.80	\$ 3,212,849.18
\$ -	\$ -	\$ -	\$ -	\$ -	\$ -	\$ -
\$ -	\$ -	\$ -	\$ -	\$ -	\$ -	\$ -
\$ -	\$ -	\$ -	\$ -	\$ -	\$ -	\$ 274.96
\$ 301,266.72	\$ 405,840.62	\$ -	\$ 810,436.56	\$ 34,241.09	\$ 949,103.80	\$ 3,213,124.14
\$ 7,996.88	\$ 2,863.93	\$ -	\$ 157,696.94	\$ -	\$ 28,960.38	\$ 215,272.52

SPECIAL REVENUE FUND ACCOUNTS COVERING THE PERIOD JULY 1, 2019, to JUNE 30, 2020
ESTIMATE OF NEEDS FOR 2020-2021

EXHIBIT "I"

Special Revenue Fund Accounts:	Creek Cty. Civil Emerg. Fund	Flood Plain Fund	County Donations Fund
Schedule 1, Detail of Bond and Coupon Indebtedness as of June 30, 2020	2019-2020	2019-2020	2019-2020
CURRENT YEAR	Amount	Amount	Amount
ASSETS:			
Cash Balance June 30, 2020	\$ 5,619.30	\$ 8,485.17	\$ 2,380.00
Investments	\$ -	\$ -	\$ -
TOTAL ASSETS	\$ 5,619.30	\$ 8,485.17	\$ 2,380.00
LIABILITIES AND RESERVES:			
Warrants Outstanding	\$ 33.94	\$ 748.11	\$ -
Reserve for Interest on Warrants	\$ -	\$ -	\$ -
Reserves From Schedule 8	\$ -	\$ -	\$ -
TOTAL LIABILITIES AND RESERVES	\$ 33.94	\$ 748.11	\$ -
CASH FUND BALANCE JUNE 30, 2020	\$ 5,585.36	\$ 7,737.06	\$ 2,380.00
TOTAL LIABILITIES, RESERVES AND CASH FUND BALANCE	\$ 5,619.30	\$ 8,485.17	\$ 2,380.00

Schedule 5, Expenditures Special Revenue Fund Accounts of Current Year	2019-2020	2019-2020	2019-2020
CURRENT YEAR	Amount	Amount	Amount
Cash Balance Reported to Excise Board 6-30-2019	\$ 10,186.48	\$ 8,112.16	\$ -
Cash Fund Balance Transferred Out	\$ -	\$ -	\$ -
Cash Fund Balance Transferred In	\$ 0.01	\$ -	\$ -
Adjusted Cash Balance	\$ 10,186.49	\$ 8,112.16	\$ -
Ad Valorem Tax Apportioned To Year In Caption	\$ -	\$ -	\$ -
Miscellaneous Revenue (Schedule 4)	\$ 206.00	\$ 400.00	\$ 5,855.00
Cash Fund Balance Forward From Preceding Year	\$ -	\$ -	\$ -
Prior Expenditures Recovered	\$ -	\$ -	\$ -
TOTAL RECEIPTS	\$ 206.00	\$ 400.00	\$ 5,855.00
TOTAL RECEIPTS AND BALANCE	\$ 10,392.49	\$ 8,512.16	\$ 5,855.00
Warrants of Year in Caption	\$ 4,773.19	\$ 26.99	\$ 3,475.00
Interest Paid Thereon	\$ -	\$ -	\$ -
TOTAL DISBURSEMENTS	\$ 4,773.19	\$ 26.99	\$ 3,475.00
CASH BALANCE JUNE 30, 2020	\$ 5,619.30	\$ 8,485.17	\$ 2,380.00
Reserve for Warrants Outstanding	\$ 33.94	\$ 748.11	\$ -
Reserve for Interest on Warrants	\$ -	\$ -	\$ -
Reserves From Schedule 8	\$ -	\$ -	\$ -
TOTAL LIABILITIES AND RESERVE	\$ 33.94	\$ 748.11	\$ -
DEFICIT: (Red Figure)	\$ -	\$ -	\$ -
CASH FUND BALANCE FORWARD TO SUCCEEDING YEAR	\$ 5,585.36	\$ 7,737.06	\$ 2,380.00

Schedule 6, Special Revenue Fund Warrant Accounts of Current Year	2019-2020	2019-2020	2019-2020
CURRENT YEAR	Amount	Amount	Amount
Warrants Outstanding 6-30-2019 of Year in Caption	\$ 33.94	\$ -	\$ -
Warrants Registered During Year	\$ 4,773.19	\$ 775.10	\$ 3,475.00
TOTAL	\$ 4,807.13	\$ 775.10	\$ 3,475.00
Warrants Paid During Year	\$ 4,773.19	\$ 26.99	\$ 3,475.00
Warrants Covered to Bonds or Judgements	\$ -	\$ -	\$ -
Warrants Cancelled	\$ -	\$ -	\$ -
Warrants Estopped by Statute	\$ -	\$ -	\$ -
TOTAL WARRANTS RETIRED	\$ 4,773.19	\$ 26.99	\$ 3,475.00
BALANCE WARRANTS OUTSTANDING JUNE 30, 2020	\$ 33.94	\$ 748.11	\$ -

SPECIAL REVENUE FUND ACCOUNTS COVERING THE PERIOD JULY 1, 2019, to JUNE 30, 2020
ESTIMATE OF NEEDS FOR 2020-2021

EXHIBIT "I"

OK Hwy. Safety Grant Fund	Sheriff Commissary Fund	Emerg. Transp. Revolv. Fund	Ct. Clk. Rec. Mgmt. Fund	Storm Shelter Fund	INCOG REAP Grant Fund	
2019-2020	2019-2020	2019-2020	2019-2020	2019-2020	2019-2020	
Amount	Amount	Amount	Amount	Amount	Amount	Total
\$ 4,418.26	\$ 67,059.94	\$ -	\$ 17,532.11	\$ -	\$ -	\$ 105,494.78
\$ -	\$ -	\$ -	\$ -	\$ -	\$ -	\$ -
\$ 4,418.26	\$ 67,059.94	\$ -	\$ 17,532.11	\$ -	\$ -	\$ 105,494.78
\$ -	\$ 3,023.75	\$ -	\$ -	\$ -	\$ -	\$ 3,805.80
\$ -	\$ -	\$ -	\$ -	\$ -	\$ -	\$ -
\$ -	\$ 8,338.71	\$ -	\$ -	\$ -	\$ -	\$ 8,338.71
\$ -	\$ 11,362.46	\$ -	\$ -	\$ -	\$ -	\$ 12,144.51
\$ 4,418.26	\$ 55,697.48	\$ -	\$ 17,532.11	\$ -	\$ -	\$ 93,350.27
\$ 4,418.26	\$ 67,059.94	\$ -	\$ 17,532.11	\$ -	\$ -	\$ 105,494.78

2019-2020	2019-2020	2019-2020	2019-2020	2019-2020	2019-2020	TOTAL
Amount	Amount	Amount	Amount	Amount	Amount	
\$ -	\$ -	\$ -	\$ -	\$ 11,148.55	\$ -	\$ 29,447.19
\$ -	\$ (1,751.84)	\$ -	\$ -	\$ (0.01)	\$ -	\$ (1,751.85)
\$ 4,914.49	\$ 180,128.15	\$ -	\$ -	\$ -	\$ -	\$ 185,042.65
\$ 4,914.49	\$ 178,376.31	\$ -	\$ -	\$ 11,148.54	\$ -	\$ 212,737.99
\$ -	\$ -	\$ -	\$ -	\$ -	\$ -	\$ -
\$ 3,822.00	\$ 242,318.38	\$ 345,600.00	\$ 20,486.93	\$ 103.50	\$ 12,968.07	\$ 631,759.88
\$ -	\$ -	\$ -	\$ -	\$ -	\$ -	\$ -
\$ -	\$ -	\$ -	\$ -	\$ -	\$ -	\$ -
\$ 3,822.00	\$ 242,318.38	\$ 345,600.00	\$ 20,486.93	\$ 103.50	\$ 12,968.07	\$ 631,759.88
\$ 8,736.49	\$ 420,694.69	\$ 345,600.00	\$ 20,486.93	\$ 11,252.04	\$ 12,968.07	\$ 844,497.87
\$ 4,318.23	\$ 353,634.75	\$ 345,600.00	\$ 2,954.82	\$ 11,252.04	\$ 12,968.07	\$ 739,003.09
\$ -	\$ -	\$ -	\$ -	\$ -	\$ -	\$ -
\$ 4,318.23	\$ 353,634.75	\$ 345,600.00	\$ 2,954.82	\$ 11,252.04	\$ 12,968.07	\$ 739,003.09
\$ 4,418.26	\$ 67,059.94	\$ -	\$ 17,532.11	\$ -	\$ -	\$ 105,494.78
\$ -	\$ 3,023.75	\$ -	\$ -	\$ -	\$ -	\$ 3,805.80
\$ -	\$ -	\$ -	\$ -	\$ -	\$ -	\$ -
\$ -	\$ 8,338.71	\$ -	\$ -	\$ -	\$ -	\$ 8,338.71
\$ -	\$ 11,362.46	\$ -	\$ -	\$ -	\$ -	\$ 12,144.51
\$ -	\$ -	\$ -	\$ -	\$ -	\$ -	\$ -
\$ 4,418.26	\$ 55,697.48	\$ -	\$ 17,532.11	\$ -	\$ -	\$ 93,350.27

2019-2020	2019-2020	2019-2020	2019-2020	2019-2020	2019-2020	TOTAL
Amount	Amount	Amount	Amount	Amount	Amount	
\$ -	\$ -	\$ -	\$ -	\$ -	\$ -	\$ 33.94
\$ 4,318.23	\$ 356,658.50	\$ 345,600.00	\$ 2,954.82	\$ 11,252.04	\$ 12,968.07	\$ 742,774.95
\$ 4,318.23	\$ 356,658.50	\$ 345,600.00	\$ 2,954.82	\$ 11,252.04	\$ 12,968.07	\$ 742,808.89
\$ 4,318.23	\$ 353,634.75	\$ 345,600.00	\$ 2,954.82	\$ 11,252.04	\$ 12,968.07	\$ 739,003.09
\$ -	\$ -	\$ -	\$ -	\$ -	\$ -	\$ -
\$ -	\$ -	\$ -	\$ -	\$ -	\$ -	\$ -
\$ -	\$ -	\$ -	\$ -	\$ -	\$ -	\$ -
\$ 4,318.23	\$ 353,634.75	\$ 345,600.00	\$ 2,954.82	\$ 11,252.04	\$ 12,968.07	\$ 739,003.09
\$ -	\$ 3,023.75	\$ -	\$ -	\$ -	\$ -	\$ 3,805.80

CERTIFICATE OF EXCISE BOARD
ESTIMATE OF NEEDS FOR 2020-2021

STATE OF OKLAHOMA, COUNTY OF CREEK

We, the members of the Excise Board of said County and State, do hereby certify that we have examined the foregoing estimates of proposed current expenses for the ensuing fiscal year as filed with the Board of County Commissioners, and those directly under, or in contractual relationship with, the Board of County Commissioners; we have ascertained from the Financial Statements submitted therewith the amount of Surplus Balances of Cash on Hand; we have considered the uncollected ad valorem taxes of the previous year or years; and we have ascertained that the probable Income estimated to be collected from all sources other than ad valorem taxation may reasonably be expected as a revenue for the ensuing fiscal year, and that the same does not exceed 90% of the actual collection from such sources for the previous fiscal year.

In so doing, we have diligently performed the duties imposed upon the Excise Board by 68 O.S. 1991 Section 3007, (1) ascertaining that the financial statements, as to statistics therein contained reflect the true fiscal condition at the close of the fiscal year, or caused the same to be corrected so to show; (2) struck from the estimate of needs so submitted any items not authorized by law and reduced to the sum authorized by law any items restricted by statute as to the amount lawfully expendable therefore; (3) supplemented such estimate, after proper publication, by an estimate of needs prepared by this Excise Board to make provision for mandatory governmental functions where the estimate submitted wholly failed or was deemed inadequate to fulfill the mandate of the Constitutions or of the Legislature; (4) computed the total means available to each fund in the manner provided; and (5) then and only thereafter. -

Accordingly, we have and do hereby appropriate the Surplus Balances of Cash on Hand, and the Revenues and Levies hereinafter set forth for each Fund to the several and specific purposes named in such estimates, by each, to the intent and purpose that CONSTITUTIONAL GOVERNMENTAL FUNCTIONS shall be first assured and provided for, and subsequently to provide for Legislative Governmental Functions insofar as to the available Surpluses, Revenues and Levies will permit; and we have provided also that the Levies are in excess of the amount appropriated to needs after deducting the surplus cash balance on hand, and Estimated Revenues other than tax, by the percentage and amount or reserve for delinquent tax as hereinafter set forth, which we have determined in the manner provided by law.

We further certify that we have examined the within statements of account and estimated needs or requirements of the Governing Board of 2019 County, in relation to the Sinking Fund or Funds thereof, and after finding the same correct or having caused the same to be corrected pursuant to 68 O. S. 1991 Section 3009, have approved the requirements therefor to fulfill the conditions of Section 26 and 28 of Article 10, Oklahoma Constitution, and have made and certified a tax levy therefor to the extent of the excess of said total requirements over the total of items 2, 3, 6, and 12 of Exhibit "Y" (Page 2) and any other legal deduction, including a reserve of 10 % for delinquent taxes.

CERTIFICATE OF EXCISE BOARD
ESTIMATE OF NEEDS FOR 2020-2021

EXHIBIT "Y"					
County Excise Board's Appropriation of Income and Revenue	General Fund	Health Fund	Co-op Fund	Industrial Bonds	Sinking Fund (Exc. Homesteads)
Appropriation Approved & Provision Made	\$ 8,058,038.30	\$ 2,540,379.57	\$ -	\$ -	\$ -
Appropriation of Revenues	\$ -	\$ -	\$ -	\$ -	\$ -
Excess of Assets Over Liabilities	\$ 2,142,659.28	\$ 1,218,244.53	\$ -	\$ -	\$ -
Unclaimed Protest Tax Refunds	\$ -	\$ -	\$ -	\$ -	\$ -
Miscellaneous Estimated Revenues	\$ 637,127.85	\$ -	\$ -	\$ -	\$ -
Est. Value of Surplus Tax in Process	\$ -	\$ -	\$ -	\$ -	\$ -
Sinking Fund Contributions	\$ -	\$ -	\$ -	\$ -	\$ -
Surplus Builing Fund Cash	\$ -	\$ -	\$ -	\$ -	\$ -
Total Other Than 2019 Tax	\$ 2,779,787.13	\$ 1,218,244.53	\$ -	\$ -	\$ -
Balance Required	\$ 5,278,251.17	\$ 1,322,135.04	\$ -	\$ -	\$ -
Add 10% for Delinquency	\$ 527,825.12	\$ 132,213.50	\$ -	\$ -	\$ -
Total Required for 2019 Tax	\$ 5,806,076.29	\$ 1,454,348.54	\$ -	\$ -	\$ -
Rate of Levy Required and Certified (in Mills)	10.26	2.57	0.00	0.00	0.00

We further certify that the net assessed valuation of the Property, subject to ad valorem taxes, after the amount of all Homestead Exemptions have been deducted in the said County as finally equalized and certified by the State Board of Equalization for the current year 2020-2021 is as follows:

VALUATION AND LEVIES EXCLUDING HOMESTEADS				
County	Real	Personal	Public Service	Total
Total Valuation,	\$ 398,005,041.00	\$ 91,436,799.00	\$ 76,452,535.00	\$ 565,894,375.00

and that the assessed valuations herein certified have been used in computing the rates of mill levies and the proceeds thereof appropriated as aforesaid; and that having ascertained as aforesaid, the aggregate amount to be raised by ad valorem taxation, we thereupon made the levies therefor as provided by law as follows:

General Fu	10.26 Mills;	Health Fund	2.57 Mills;	Sinking Fund	0.00 Mills;	Sub-Total	12.83 Mills;
Free Fair Budget Account (Levy Per Applicable Statute)							0.00 Mills;
Free Fair Improvement Budget Account (Net Proceeds of 1.00 Mill)							0.00 Mills;
Free Fair Additional Improvement Budget Account (Net Proceeds of 1.00 Mill)							0.00 Mills;
Library Budget Account (Net Proceeds of 1/2 of 1.00 Mill)							0.00 Mills;
Cooperative County/City-County Library Budget Account (1.00 to 4.00 Mills)							0.00 Mills;
County Cemetery (Prior To Aug. 15, 1933) Budget Account (Net Proceeds of 1/5 of 1.00 Mill)							0.00 Mills;
Public Buildings Budget Account (Not To Exceed 5.00 Mills)							0.00 Mills;
County Health Fund (Not To Exceed 2.50 Mills)							0.00 Mills;
Emergency Medical Service (Not To Exceed 3.00 Mills)							12.83 Mills;
Total County Levies							4.10 Mills;
County Wide Levy For Schools (4.00 Mills)							16.93 Mills;
Total County Wide Levy							

and we do hereby order the above levies to be certified forthwith by the Secretary of this Board to the County Assessor of said County, in order that the County Assessor may immediately extend said levies upon the Tax Rolls for the year 2021 without regard to any protest that may be filed against

any levies, as required by 68 O. S. 1991, Section 2869
Dated at _____, Oklahoma, this 9 day of September, 2020



Excise Board Member




Excise Board Chairman

Excise Board Member



Excise Board Secretary



CREEK COUNTY, 19
STATISTICAL DATA
FISCAL YEAR 2019-2020

Total Valuation

Total Gross Valuation Real Property	\$	419,873,625.00
Total Homestead Exemption	\$	21,868,584.00
Total Real Property	\$	398,005,041.00
Total Personal Property	\$	91,436,799.00
Total Public Service Property	\$	76,452,535.00
Total Valuation of Property	\$	565,894,375.00

CERTIFICATE OF EXCISE BOARD
ESTIMATE OF NEEDS FOR 2020-2021

EXHIBIT "Y"		
County Excise Board's Appropriation of Income and Revenue	E.M.S Fund	Sinking Fund (Exc. Homesteads)
Appropriation Approved & Provision Made	\$ 6,697,210.46	\$ -
Appropriation of Revenues	\$ -	\$ -
Excess of Assets Over Liabilities	\$ 5,229,679.02	\$ -
Unclaimed Protest Tax Refunds	\$ -	\$ -
Miscellaneous Estimated Revenues	\$ -	\$ -
Est. Value of Surplus Tax in Process	\$ -	\$ -
Sinking Fund Contributions	\$ -	\$ -
Surplus Building Fund Cash	\$ -	\$ -
Total Other Than 2019 Tax	\$ 5,229,679.02	\$ -
Balance Required	\$ 1,467,531.44	\$ -
Add 10% for Delinquency	\$ 146,753.14	\$ -
Total Required for 2019 Tax	\$ 1,614,284.58	\$ -
Rate of Levy Required and Certified (in Mills)	3.08	0.00

We further certify that the net assessed valuation of the Property, subject to ad valorem taxes, after the amount of all Homestead deducted in the said County as finally equalized and certified by the State Board of Equalization for the current year 2020-2021 is as follows:

VALUATION AND LEVIES EXCLUDING HOMESTEADS				
County	Real	Personal	Public Service	Total
Total Valuation,	\$ 364,916,413.00	\$ 86,203,708.00	\$ 72,998,250.00	\$ 524,118,371.00

and that the assessed valuations herein certified have been used in computing the rates of mill levies and the proceeds thereof appropriated as aforesaid; and that having ascertained as aforesaid, the aggregate amount to be raised by ad valorem taxation, we thereupon made the levies therefor as provided by law as follows:

General Fu	0.00 Mills;	Building Fund	0.00 Mill;	Sinking Fund	0.00 Mills;	Sub-Total	0.00 Mills;
Free Fair Budget Account (Levy Per Applicable Statute)							0.00 Mills;
Free Fair Improvement Budget Account (Net Proceeds of 1.00 Mill)							0.00 Mills;
Free Fair Additional Improvement Budget Account (Net Proceeds of 1.00 Mill)							0.00 Mills;
Library Budget Account (Net Proceeds of 1/2 of 1.00 Mill)							0.00 Mills;
Cooperative County/City-County Library Budget Account (1.00 to 4.00 Mills)							0.00 Mills;
County Cemetery (Prior To Aug. 15, 1933) Budget Account (Net Proceeds of 1/5 of 1.00 Mill)							0.00 Mills;
Public Buildings Budget Account (Not To Exceed 5.00 Mills)							0.00 Mills;
County Health Fund (Not To Exceed 2.50 Mills)							0.00 Mills;
Emergency Medical Service (Not To Exceed 3.00 Mills)							3.08 Mills;
Total County Levies							3.08 Mills;
County Wide Levy For Schools (4.00 Mills)							0.00 Mills;
Total County Wide Levy							3.08 Mills;

and we do hereby order the above levies to be certified forthwith by the Secretary of this Board to the County Assessor of said Assessor may immediately extend said levies upon the Tax Rolls for the year 2021 without regard to any protest that may be filed against any levies, as required by 68 O. S. 1991, Section 2869

Dated at _____, Oklahoma, this 9 day of September, 2020

Paul M. Brant
Excise Board Member

R. E. England
Excise Board Chairman

Excise Board Member

[Signature]
Excise Board Secretary

Mailed
&
remailed
5/13/20
Jm

Jennifer Mortazavi
Creek County Clerk
317 E. Lee, Suite 100
Sapulpa, OK 74066
918-227-6304

August 13, 2020

I, Jennifer Mortazavi, County Clerk of Creek County, Oklahoma do hereby certify that the following attached copy to be true and correct valuations As certified to me by Ms. JaNell Enlow, Creek County Assessor, covering Creek County property for the fiscal year 2020-2021.

Dated this 13th day of August, 2020 at Sapulpa, Oklahoma.

Witness my hand and seal of office the above written date.


Creek County Excise Board


Chairman


Vice-Chairman


Member

Attest:


Jennifer Mortazavi
Creek County Clerk



CREEK COUNTY, 19
STATISTICAL DATA
FISCAL YEAR 2019-2020

Total Valuation

Total Gross Valuation Real Property	\$	384,699,552.00
Total Homestead Exemption	\$	19,783,139.00
Total Real Property	\$	364,916,413.00
Total Personal Property	\$	86,203,708.00
Total Public Service Property	\$	72,998,250.00
Total Valuation of Property	\$	524,118,371.00